



305/2011 UE
CPR

DoP N° EN1125-6706

IT
Italia

1. Fabbricante:

ISEO Serrature S.p.A. - Via S. Girolamo, 13 – IT 25055 - Pisogne (BS)

2. Codice di identificazione del prodotto:

Maniglione antipanico tipo "A"

3. Numero di tipo che consente l'identificazione del prodotto da costruzione ai sensi dell'articolo 11, paragrafo 4 (CPR):

Serie:	DINFIR3, Palmo, IDEA Base		
Modelli:	Operating element	art. 94C0000*03791* + 9459** art. 9490000*03791* + 9459**	Idea Base Infilare Palmo
	Panic locks	art. 2DB11****, 2DD11****, 2DE11**** art. 2DB12****, 2DD12****, 2DE12**** art. 2DBA1****, 2DEA1****	DINFIR3 1 pt. (single leaf) DINFIR3 1 pt. (double leaves) DINFIR3 1 pt. (automatic lock)
		art. 2DB21****, 2DD21****, 2DE21**** art. 2DB22****, 2DD22****, 2DE22****	DINFIR3 2 pt. (single leaf) DINFIR3 2 pt. (double leaves)
		art. 2DB31****, 2DD31****, 2DE31**** art. 2DB32****, 2DD32****, 2DE32**** art. 2DB41****, 2DD41****, 2DE41**** art. 2DB42****, 2DD42****, 2DE42****	DINFIR3 3 pt. (single leaf) DINFIR3 3 pt. (double leaves) DINFIR3 3 pt. (single leaf) for deviators DINFIR3 3 pt. (double leaves) for deviators
	counterlock	art. 2D7001**** art. 2D600100*4	DINFIR3 panic counterlock (inactive leaves) Flush bolt (for automatic lock)
	striking plate	art. 038650**	striking plate (single leaf configuration)

Accessori:

art. 032314, 032184	vertical rods for top and bottom locking points
art. 032154	rod hasp top
art. 032174, 032704	rod hasp bottom
art. 032164	floor strike cup
art. 032144...*, 0327**	upper relatching device
art. 033117	vertical rods for deviators
art. 2D014*00**	lateral deviator
art. 033110	striking plate for deviators
art. 032532, 03243*	Mechanic outside access devices
art. 03246*, 03242	Mechanic outside access devices
art. 032455, 032445	Mechanic outside access devices
art. 032515, 03246*	Mechanic outside access devices
art. 03240*, 03250*	Mechanic outside access devices
art. 00E402015*5	Mechatronic outside access devices series MA1A
art. 00.329.00**	handles for MA1A
art. 00.431.00	handles for MA1A
art. 00E1***155*	Mechatronic outside access devices series ARIES



Certified configurations

4. Uso previsto del prodotto:

Per porte sulle vie di esodo

5. Sistema di valutazione della costanza delle prestazioni:

1 - Allegato V (305/2011 UE - CPR)

6. Organismo Notificato:

CSI S.p.A.

Numero:

0497

7. Certificato di costanza delle prestazioni:

0497/CPR/6706

8. Norma armonizzata:

EN1125:2008

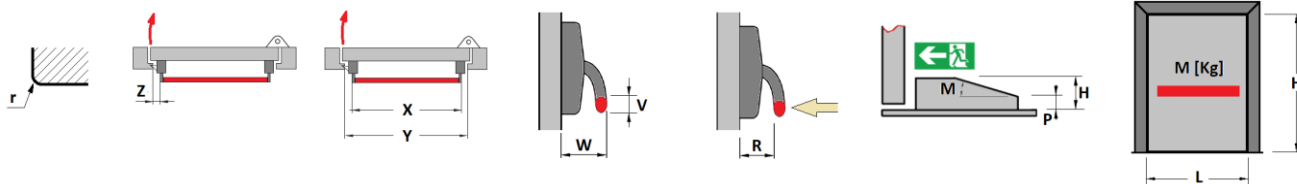
Classificazione:

|3|7|7|B|1|4|2|2|A|A|

9. Caratteristiche essenziali

EN1125 § 4.1.2	Funzione di apertura:	< 1 sec
EN1125 § 4.1.3	Montaggio del dispositivo antipanico	La direzione dell'operazione di sgancio del dispositivo è nella direzione di apertura della porta.
EN1125 § 4.1.5	Spigoli ed angoli esposti	r ≥ 0,5 mm
EN1125 § 4.1.7	Porta a due ante	Quando impiegato su porta a due ante consente che entrambe le ante si aprano simultaneamente
EN1125 § 4.1.9	Installazione della barra	Z ≤ 150 mm
EN1125 § 4.1.10	Lunghezza della barra	X ≥ 60% Y
EN1125 § 4.1.11	Sporgenza della barra	W ≤ 100 mm

EN1125 § 4.1.12	Terminale della barra	La barra di azionamento non sporge oltre nessuno dei due bracci terminali di sostegno.
EN1125 § 4.1.13	Superficie di azionamento della barra	$V \geq 18 \text{ mm}$
EN1125 § 4.1.14	Asta di prova	Il dispositivo non intrappola l'asta di prova in nessuna posizione della piastra di spinta.
EN1125 § 4.1.15	Spazio libero rispetto alla superficie della porta	$R \geq 25 \text{ mm}$ con barra premuta
EN1125 § 4.1.16	Spazio libero accessibile	Il blocchetto di prova posto in qualsiasi spazio accessibile non impedisce il corretto funzionamento del dispositivo.
EN1125 § 4.1.17	Movimento libero della porta	Il dispositivo non ha nessun elemento che impedisca il movimento libero della porta una volta che viene sbloccata.
EN1125 § 4.1.18	Elemento di chiusura verticale	L'azionamento dell'elemento di chiusura dell'asta verticale inferiore non aziona l'elemento di chiusura dell'asta verticale superiore.
EN1125 § 4.1.20	Contro bocchette	Le contro bocchette proteggono il telaio della porta da danneggiamenti nell'apertura e nella chiusura della porta
EN1125 § 4.1.21	Dimensioni delle contro bocchette	$H \leq 15 \text{ mm}$, $M \leq 45^\circ$, $P \leq 3 \text{ mm}$.
EN1125 § 4.1.23	Massa e dimensioni della porta	$M \leq 250 \text{ kg}$, $H \leq 3.400 \text{ mm}$, $L \leq 1.320 \text{ mm}$
EN1125 § 4.1.24	Dispositivo di accesso dall'esterno	Il dispositivo di accesso dall'esterno non impedisce l'azionamento del dispositivo di emergenza dall'interno.
EN1125 § 4.2.2	Forza di apertura	$F \leq 80 \text{ N}$ con la porta non sottoposta a pressione ed $F \leq 220 \text{ N}$ con la porta sottoposta a pressione di 1000 N
EN1125 § 4.2.7	Requisito di sicurezza per i beni	Grado 1: il dispositivo rimane in posizione di chiusura quando la porta viene sottoposta ad una forza di 1000N.
EN1125 § 4.1.7	Resistenza alla corrosione	Grado 4: altissima resistenza (240 ore NSS)
EN1125 § 4.1.6	Intervallo di temperatura	-10 °C; +60 °C
EN1125 § 4.1.19	Coperture per aste verticali	Non applicabile
EN1125 § 4.1.22	Lubrificazione	Ogni 20 000 cicli di prova senza smontare il dispositivo.
EN1125 § 4.2.3	Forza di riaggancio	$\leq 50 \text{ N}$
EN1125 § 4.2.4	Durabilità	Grado 7: 200 000 cicli di prova.
EN1125 § 4.2.5	Resistenza all'uso improprio	Resiste a F1, F2, F3, F4
EN1125 § 4.2.6	Resistenza all'uso improprio - aste verticali	Non applicabile
EN1125 § 4.2.8	Esame finale	Il dispositivo si apre con $F \leq 80 \text{ N}$ con la porta non sottoposta a pressione ed $F \leq 220 \text{ N}$ con la porta sottoposta a pressione di 1000 N.
EN1125 Allegato B	Idoneità all'impiego su porte tagliafuoco e/o tagliafumo.	Grado B: idoneo all'impiego su porte tagliafuoco/tagliafumo
EN1125 § 4.1.25	Sostanze pericolose	I materiali contenuti in questo prodotto non contengono o rilasciano sostanze pericolose in quantità superiore ai livelli massimi specificati in esistenti norme dei materiali Europee o di qualsiasi normativa nazionale



1. Manufacturer:

ISEO Serrature S.p.A. - Via S. Girolamo, 13 – IT 25055 - Pisogne (BS)

2. Product identification code:

Panic exit device Type "A"

3. Type number allowing identification of the construction product as required under Article 11, paragraph 4 (CPR):

Series	DINFIR3, Palmo, IDEA Base		
Models:	Operating element	art. 94C0000*03791* + 9459** art. 9490000*03791* + 9459**	Idea Base Infilare Palmo
	Panic locks	art. 2DB11****, 2DD11****, 2DE11**** art. 2DB12****, 2DD12****, 2DE12**** art. 2DBA1****, 2DEA1****	DINFIR3 1 pt. (single leaf) DINFIR3 1 pt. (double leaves) DINFIR3 1 pt. (automatic lock)
		art. 2DB21****, 2DD21****, 2DE21**** art. 2DB22****, 2DD22****, 2DE22****	DINFIR3 2 pt. (single leaf) DINFIR3 2 pt. (double leaves)
		art. 2DB31****, 2DD31****, 2DE31**** art. 2DB32****, 2DD32****, 2DE32**** art. 2DB41****, 2DD41****, 2DE41**** art. 2DB42****, 2DD42****, 2DE42****	DINFIR3 3 pt. (single leaf) DINFIR3 3 pt. (double leaves) DINFIR3 3 pt. (single leaf) for deviators DINFIR3 3 pt. (double leaves) for deviators
	counterlock	art. 2D7001****	DINFIR3 panic counterlock (inactive leaves)
	striking plate	art. 2D600100*4 art. 038650**	Flush bolt (for automatic lock) striking plate (single leaf configuration)
Accessories:	art. 032314, 032184	vertical rods for top and bottom locking points	
	art. 032154	rod hasp top	
	art. 032174, 032704	rod hasp bottom	
	art. 032164	floor strike cup	
	art. 032144...*, 0327**	upper relatching device	
	art. 033117	vertical rods for deviators	
	art. 2D014*00**	lateral deviator	
	art. 033110	striking plate for deviators	
	art. 032532, 03243*	Mechanic outside access devices	
	art. 03246*, 03242	Mechanic outside access devices	
	art. 032455, 032445	Mechanic outside access devices	
	art. 032515, 03246*	Mechanic outside access devices	
	art. 03240*, 03250*	Mechanic outside access devices	
	art. 00E402015*5	Mechatronic outside access devices series MA1A	
	art. 00.329.00**	handles for MA1A	
	art. 00.431.00	handles for MA1A	
	art. 00E1***155*	Mechatronic outside access devices series ARIES	



Certified configurations

4. Intended use of the construction product:

For doors on escape routes

5. System of assessment and verification of constancy of performance:

1 - Annex V (305/2011 UE - CPR)

6. Notified Body:

CSI S.p.A.

Number

0497

7. Certificate of constancy of performance:

0497/CPR/6706

8. Harmonized standard:

EN1125:2008

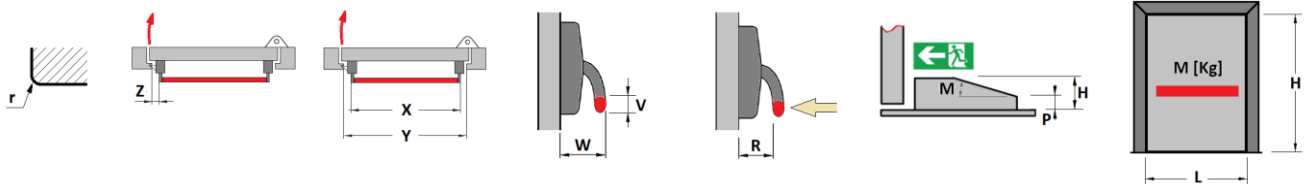
Classification:

|3|7|7|B|1|4|2|2|A|A|

9. Essential characteristics

EN1125 § 4.1.2	Release function	< 1 sec
EN1125 § 4.1.3	Panic exit device mounting	Assembling on the inside face of the door
EN1125 § 4.1.5	Exposed edge and corners	r ≥ 0,5 mm
EN1125 § 4.1.7	Double doorset	When used on double doorset leaves allows both leaves to be opened simultaneously.
EN1125 § 4.1.9	Bar installation	Z ≤ 150 mm
EN1125 § 4.1.10	Bar length	X ≥ 60% Y

EN1125 § 4.1.11	Bar projection	$W \leq 100 \text{ mm}$
EN1125 § 4.1.12	Bar end	The operating bar does not protrude beyond either of the end support brackets.
EN1125 § 4.1.13	Operating bar face	$V \geq 18 \text{ mm}$
EN1125 § 4.1.14	Test rod	The device does not trap the test rod in any position of the push pad.
EN1125 § 4.1.15	Door face gap	$R \geq 25 \text{ mm}$ with pushed bar
EN1125 § 4.1.16	Accessible gap	The test piece placed in any accessible gap cannot prevent the correct operation of the device.
EN1125 § 4.1.17	Door free movement	The device does not include any element impeding the free movement of the door once it is released.
EN1125 § 4.1.18	Top vertical bolt	The releasing of the bottom vertical rod bolt head does not release the top vertical rod bolt head.
EN1125 § 4.1.20	Keepers	The keeper protects the door frame from the damage caused by the door closing and opening.
EN1125 § 4.1.21	Keepers dimensions	$H \leq 15 \text{ mm}$, $M \leq 45^\circ$, $P \leq 3 \text{ mm}$.
EN1125 § 4.1.23	Door mass and dimensions	$M \leq 250 \text{ kg}$, $H \leq 3.400 \text{ mm}$, $L \leq 1.320 \text{ mm}$
EN1125 § 4.1.24	Outside access device	The outside access device does not render the emergency device inoperable from the inside.
EN1125 § 4.2.2	Release force	$F \leq 80 \text{ N} < 80\text{N}$ with the door unloaded and $\leq 220 \text{ N}$ with the door loaded with 1.000N.
EN1125 § 4.2.7	Security requirement	Grade 1: the device remains locked when a force of 1000 N is applied to the door.
EN1125 § 4.1.7	Corrosion resistance	Grade 4: very high resistance (240 hours)
EN1125 § 4.1.6	Temperature range	-10°C ; $+60^\circ\text{C}$
EN1125 § 4.1.19	Cover for vertical rods	Not applicable
EN1125 § 4.1.22	Lubrication	Every 20 000 cycles without dismounting the device
EN1125 § 4.2.3	Reengaging force	$\leq 50 \text{ N}$
EN1125 § 4.2.4	Durability	Grade 7: 200 000 test cycles
EN1125 § 4.2.5	Abuse test	It withstand to F1, F2, F3, F4
EN1125 § 4.2.6	Abuse test – vertical rods	Not applicable
EN1125 § 4.2.8	Final examination	The device is released with a force $\leq 80 \text{ N}$ with the door unloaded and $\leq 220 \text{ N}$ with the door loaded with 1.000 N.
EN1125 Annex B	Suitability for use on fire/smoke resistance door assemblies.	Grade B: suitable for use on fire/smoke resisting door assemblies.
EN1125 § 4.1.25	Dangerous substances	The materials in this product do not contain or release any dangerous substances in excess of the maximum levels specified in existing European material standards or any national regulations.



1. Fabricante:

ISEO Serrature S.p.A. - Via S. Girolamo, 13 – IT 25055 - Pisogne (BS)

2. Código de indentificación único del producto-tipo:

Dispositivos antipánico tipo "A"

3. Número de código de identificación del producto de la construcción de acuerdo al Art. 11, párrafo 4 (RPC):

Serie:	DINFIR3, Palmo, IDEA Base		
Modelos:	Operating element	art. 94C0000*03791* + 9459** art. 9490000*03791* + 9459**	Idea Base Infilare Palmo
	Panic locks	art. 2DB11****, 2DD11****, 2DE11**** art. 2DB12****, 2DD12****, 2DE12**** art. 2DBA1****, 2DEA1****	DINFIR3 1 pt. (single leaf) DINFIR3 1 pt. (double leaves) DINFIR3 1 pt. (automatic lock)
		art. 2DB21****, 2DD21****, 2DE21**** art. 2DB22****, 2DD22****, 2DE22****	DINFIR3 2 pt. (single leaf) DINFIR3 2 pt. (double leaves)
		art. 2DB31****, 2DD31****, 2DE31**** art. 2DB32****, 2DD32****, 2DE32**** art. 2DB41****, 2DD41****, 2DE41**** art. 2DB42****, 2DD42****, 2DE42****	DINFIR3 3 pt. (single leaf) DINFIR3 3 pt. (double leaves) DINFIR3 3 pt. (single leaf) for deviators DINFIR3 3 pt. (double leaves) for deviators
	counterlock	art. 2D7001**** art. 2D600100*4	DINFIR3 panic counterlock (inactive leaves) Flush bolt (for automatic lock)
	striking plate	art. 038650**	striking plate (single leaf configuration)

Accesorios:

art. 032314, 032184	vertical rods for top and bottom locking points
art. 032154	rod hasp top
art. 032174, 032704	rod hasp bottom
art. 032164	floor strike cup
art. 032144...*, 0327**	upper relatching device
art. 033117	vertical rods for deviators
art. 2D014*00**	lateral deviator
art. 033110	striking plate for deviators
art. 032532, 03243*	Mechanic outside access devices
art. 03246*, 03242	Mechanic outside access devices
art. 032455, 032445	Mechanic outside access devices
art. 032515, 03246*	Mechanic outside access devices
art. 03240*, 03250*	Mechanic outside access devices
art. 00E402015*5	Mechatronic outside access devices series MA1A
art. 00.329.00**	handles for MA1A
art. 00.431.00	handles for MA1A
art. 00E1***155*	Mechatronic outside access devices series ARIES



Certified configurations

4. Uso previsto del producto de la construcción

Para puertas situadas en vías de evacuación

5. Sistema de evaluación y verificación de la constancia de las prestaciones del producto:

1 - Allegato V (305/2011 UE - RPC)

6. Organismo notificado

CSI S.p.A.

Numero:

0497

7. certificado de constancia de prestaciones:

0497/CPR/6706

8. Norma armonizada:

EN1125:2008

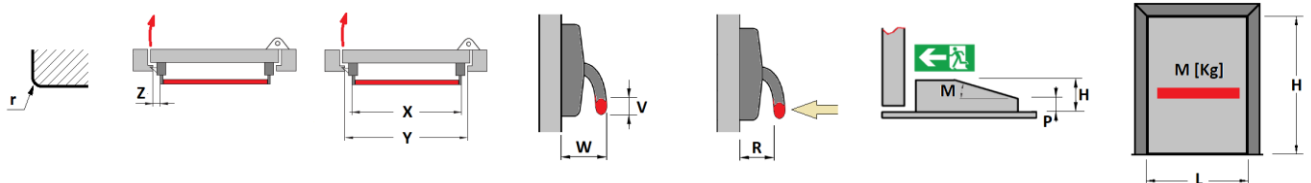
Clasificación:

|3|7|7|B|1|4|2|2|A|A|

9. Características esenciales

EN1125 § 4.1.2	Función de apertura	< 1 sec
EN1125 § 4.1.3	Montaje del dispositivo antipánico	Montaje en la cara interna de la puerta.
EN1125 § 4.1.5	Aristas y esquinas expuestas	r ≥ 0,5 mm
EN1125 § 4.1.7	Puerta de dos hojas	Cuando es usado en una puerta de dos hojas permite a ambas hojas ser abiertas simultáneamente.
EN1125 § 4.1.9	Instalación de la barra	Z ≤ 150 mm
EN1125 § 4.1.10	Largo de la barra	X ≥ 60% Y

EN1125 § 4.1.11	Salida de la barra	$W \leq 100 \text{ mm}$
EN1125 § 4.1.12	Final de la barra	El accionamiento de la barra no sobresale más allá de ninguno de los dos brazos de apoyo.
EN1125 § 4.1.13	Superficie barra accionamiento	$V \geq 18 \text{ mm}$
EN1125 § 4.1.14	Varilla de ensayo	El dispositivo no retiene la varilla de ensayo en ninguna posición de la placa a presión
EN1125 § 4.1.15	Espacio con la cara de la hoja	$R \geq 25 \text{ mm}$ con barra prensada
EN1125 § 4.1.16	Espacio accesible	La pieza de ensayo colocada en cualquier espacio accesible no impide el funcionamiento correcto del dispositivo de emergencia
EN1125 § 4.1.17	Movimiento libre de la puerta	El dispositivo no incluye ningún elemento que impida el libre movimiento de la puerta una vez ha sido desbloqueada.
EN1125 § 4.1.18	Elemento de cierre vertical	El accionamiento del elemento de cierre de la varilla vertical inferior no acciona el elemento de cierre de la varilla vertical superior
EN1125 § 4.1.20	Cerraderos	Los cerraderos protegen el marco de la puerta de daños causados durante el cierre y la apertura de la misma.
EN1125 § 4.1.21	Dimensiones de cerraderos	$H \leq 15 \text{ mm}$, $M \leq 45^\circ$, $P \leq 3 \text{ mm}$.
EN1125 § 4.1.23	Dimensiones y masa de la puerta	$M \leq 250 \text{ kg}$, $H \leq 3.400 \text{ mm}$, $L \leq 1.320 \text{ mm}$
EN1125 § 4.1.24	Dispositivo de acceso exterior	El dispositivo de acceso exterior no impide la maniobra del dispositivo de emergencia desde el interior.
EN1125 § 4.2.2	Fuerza de apertura	$F \leq 80 \text{ N}$ con la puerta no sometida a presión y $\leq 220 \text{ N}$ con la puerta sometida a presión de 1000 N.
EN1125 § 4.2.7	Requisitos de seguridad de bienes	Grado 1: el dispositivo permanece en posición de cierre cuando soporta una fuerza de 1000 N aplicada a la puerta.
EN1125 § 4.1.7	Resistencia a la corrosión	Grado 4: altísima resistencia (240 horas NSS)
EN1125 § 4.1.6	Rango de temperaturas	-10°C ; $+60^\circ\text{C}$
EN1125 § 4.1.19	Carcasa para las varillas verticales	No aplicable
EN1125 § 4.1.22	Lubricación	Ogni 20 000 cicli di prova senza smontare il dispositivo.
EN1125 § 4.2.3	Fuerza de reenganche	$\leq 50 \text{ N}$
EN1125 § 4.2.4	Durabilidad	Grado 7: 200 000 ciclos de prueba.
EN1125 § 4.2.5	Resistencia al uso impropio	Resiste a F1, F2, F3, F4
EN1125 § 4.2.6	Resistencia al uso impropio – Varillas verticales	No aplicable
EN1125 § 4.2.8	Examen final	El dispositivo se abre con una fuerza $F \leq 80 \text{ N}$ con la puerta no sometida a presión y $\leq 220 \text{ N}$ con la puerta sometida a presión de 1000 N.
EN1125 Allegato B	Idoneidad para su uso en puertas cortafuego cortahumo.	Grado B: Apto para uso en puertas resistentes al fuego y al humo.
EN1125 § 4.1.25	Sustancias peligrosas	Los materiales de los productos no contienen o liberan ninguna sustancia peligrosa en niveles superiores a los máximos especificados en las normas europeas de materiales existentes y en cualquier regulación nacional.



1. Fabricant :

ISEO Serrature S.p.A. - Via S. Girolamo, 13 – IT 25055 - Pisogne (BS)

2. Code d'identification unique du produit type :

Fermetures anti-panique type "A"

3. Numéro de type permettant l'identification du produit de construction, conformément à l'article 11, paragraphe 4 (CPR) :

Série:	DINFIR3, Palmo, IDEA Base		
Modèles :	Operating element	art. 94C000*03791* + 9459** art. 949000*03791* + 9459**	Idea Base Infilare Palmo
	Panic locks	art. 2DB11****, 2DD11****, 2DE11**** art. 2DB12****, 2DD12****, 2DE12**** art. 2DBA1****, 2DEA1****	DINFIR3 1 pt. (single leaf) DINFIR3 1 pt. (double leaves) DINFIR3 1 pt. (automatic lock)
		art. 2DB21****, 2DD21****, 2DE21**** art. 2DB22****, 2DD22****, 2DE22****	DINFIR3 2 pt. (single leaf) DINFIR3 2 pt. (double leaves)
		art. 2DB31****, 2DD31****, 2DE31**** art. 2DB32****, 2DD32****, 2DE32**** art. 2DB41****, 2DD41****, 2DE41**** art. 2DB42****, 2DD42****, 2DE42****	DINFIR3 3 pt. (single leaf) DINFIR3 3 pt. (double leaves) DINFIR3 3 pt. (single leaf) for deviators DINFIR3 3 pt. (double leaves) for deviators
	counterlock	art. 2D7001**** art. 2D600100*4	DINFIR3 panic counterlock (inactive leaves) Flush bolt (for automatic lock)
	striking plate	art. 038650**	striking plate (single leaf configuration)

Accessoires :

art. 032314, 032184	vertical rods for top and bottom locking points
art. 032154	rod hasp top
art. 032174, 032704	rod hasp bottom
art. 032164	floor strike cup
art. 032144...*, 0327**	upper relatching device
art. 033117	vertical rods for deviators
art. 2D014*00**	lateral deviator
art. 033110	striking plate for deviators
art. 032532, 03243*	Mechanic outside access devices
art. 03246*, 03242	Mechanic outside access devices
art. 032455, 032445	Mechanic outside access devices
art. 032515, 03246*	Mechanic outside access devices
art. 03240*, 03250*	Mechanic outside access devices
art. 00E402015*5	Mechatronic outside access devices series MA1A
art. 00.329.00**	handles for MA1A
art. 00.431.00	handles for MA1A
art. 00E1***155*	Mechatronic outside access devices series ARIES



Certified configurations

4. Usage prévu du produit de construction

Pour portes situées sur les voies d'évacuation

5. Systèmes d'évaluation et de vérification de la constance des performances du produit de construction :

1 - Annexe V (305/2011 UE - CPR)

6. Organisme de certification :

CSI S.p.A.

Numéro :

0497

7. Certificat de constance de performance :

0497/CPR/6706

8. N norme harmonisée :

EN1125:2008

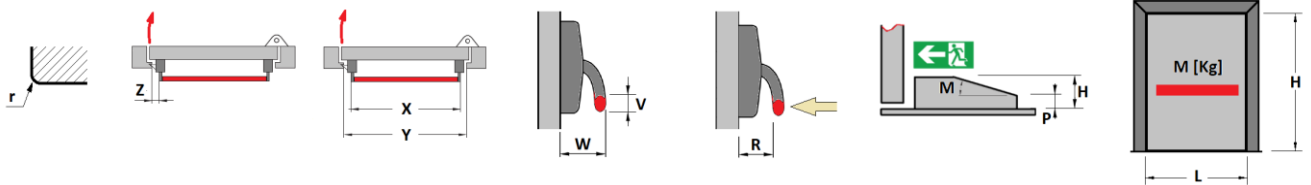
Classification :

|3|7|7|B|1|4|2|2|A|A|

9. Caractéristiques essentielles

EN1125 § 4.1.2	Fonction de déverrouillage	< 1 sec
EN1125 § 4.1.3	Montage de la fermeture anti-panique	Montage sur la face interne de la porte
EN1125 § 4.1.5	Arêtes vives et angles exposés	r ≥ 0,5 mm
EN1125 § 4.1.7	Bloc porte à deux vantaux	Lorsqu'il est utilisé sur une double porte, il permet l'ouverture simultanée des deux vantaux.
EN1125 § 4.1.9	installation de la barre	Z ≤ 150 mm

EN1125 § 4.1.10	Longueur de la barre	$X \geq 60\% Y$
EN1125 § 4.1.11	Projection de la barre	$W \leq 100 \text{ mm}$
EN1125 § 4.1.12	Extrémité de la barre	La barre manœuvrante ne doit pas faire saillie au-delà de l'extrémité de l'un de ses leviers supports.
EN1125 § 4.1.13	Face manœuvrante de la barre	$V \geq 18 \text{ mm}$
EN1125 § 4.1.14	Tige d'essai	Le dispositif ne piège pas la tige d'essai quel que soit la position de la plaque de poussée.
EN1125 § 4.1.15	Espace avec la face de la porte	$R \geq 25 \text{ mm}$ avec bar pressé
EN1125 § 4.1.16	Espace accessible	L'éprouvette placée dans un espace accessible quelconque ne doit pas empêcher le fonctionnement correct du dispositif.
EN1125 § 4.1.17	Libre mouvement de la porte	Le dispositif ne doit pas inclure d'élément gênant le libre mouvement de la porte une fois qu'elle est déverrouillée.
EN1125 § 4.1.18	Tringles verticales	La manipulation du pêne vertical bas ne doit pas dégager le pêne vertical haut.
EN1125 § 4.1.20	Gâches	Les gâches protègent l'hubriserie des dommages occasionnés par l'ouverture et la fermeture de la porte.
EN1125 § 4.1.21	Dimensions des gâches	$H \leq 15 \text{ mm}$, $M \leq 45^\circ$, $P \leq 3 \text{ mm}$.
EN1125 § 4.1.23	Masse et dimensions de la porte	$M \leq 250 \text{ kg}$, $H \leq 3.400 \text{ mm}$, $L \leq 1.320 \text{ mm}$
EN1125 § 4.1.24	Organe extérieur de manœuvre	L'organe extérieur de manœuvre ne doit pas empêcher la manœuvre de la fermeture d'urgence de l'intérieur.
EN1125 § 4.2.2	Forces d'ouverture	$F \leq 80 \text{ N}$ avec la porte non chargée et $\leq 220 \text{ N}$ avec une porte sous charge de 1000 N
EN1125 § 4.2.7	Exigence de sécurité des biens	Grade 1 : Le dispositif doit rester en position verrouillée quand la porte est soumise à une force de 1000N.
EN1125 § 4.1.7	Résistance à la corrosion	Grade 4 : résistance très élevée (240 heures)
EN1125 § 4.1.6	Intervalle de température	-10°C ; $+60^\circ\text{C}$
EN1125 § 4.1.19	Capot des tringles verticales	N'est pas applicable
EN1125 § 4.1.22	Lubrification	Tous les 20 000 cycles sans démonter le dispositif.
EN1125 § 4.2.3	Force de réengagement	$\leq 50 \text{ N}$
EN1125 § 4.2.4	Endurance	Grade 7: 200 000 cycles d'essai
EN1125 § 4.2.5	Résistance à la surcharge	Résiste a F1, F2, F3, F4
EN1125 § 4.2.6	Résistance à la surcharge — Tringles verticales	N'est pas applicable
EN1125 § 4.2.8	Examen final	Le dispositif est déverrouillé avec une force $F \leq 80 \text{ N}$ avec la porte non chargée et $\leq 220 \text{ N}$ avec une porte sous charge de 1000 N
EN1125 Allegato B	Aptitude à une utilisation sur des portes résistant au feu /étanches aux fumées	Grade B : apte à l'utilisation sur blocs-portes coupe-feu / étanches aux fumées.
EN1125 § 4.1.25	Substances dangereuses	Les matériaux contenus dans les produits ne doivent pas contenir ou dégager de substances dangereuses au-delà des niveaux maximum spécifiés dans les Normes européennes de matériaux existantes ou les réglementations nationales



1. Hersteller :

ISEO Serrature S.p.A. - Via S. Girolamo, 13 – IT 25055 - Pisogne (BS)

2. Eindeutiger Identifikation Kode des ProdENTtyps:

Paniktürverschlüsse Typ "A"

3. Typennummer, die eine Identifizierung des BauprodENTs in Übereinstimmung mit Artikel 11 Absatz 4 erlaubt :

Serie:	DINFIR3, Palmo, IDEA Base		
Modell :	Operating element	art. 94C000*03791* + 9459** art. 949000*03791* + 9459**	Idea Base Infilare Palmo
	Panic locks	art. 2DB11****, 2DD11****, 2DE11**** art. 2DB12****, 2DD12****, 2DE12**** art. 2DBA1****, 2DEA1****	DINFIR3 1 pt. (single leaf) DINFIR3 1 pt. (double leaves) DINFIR3 1 pt. (automatic lock)
		art. 2DB21****, 2DD21****, 2DE21**** art. 2DB22****, 2DD22****, 2DE22****	DINFIR3 2 pt. (single leaf) DINFIR3 2 pt. (double leaves)
		art. 2DB31****, 2DD31****, 2DE31**** art. 2DB32****, 2DD32****, 2DE32**** art. 2DB41****, 2DD41****, 2DE41**** art. 2DB42****, 2DD42****, 2DE42****	DINFIR3 3 pt. (single leaf) DINFIR3 3 pt. (double leaves) DINFIR3 3 pt. (single leaf) for deviators DINFIR3 3 pt. (double leaves) for deviators
	counterlock	art. 2D7001**** art. 2D600100*4	DINFIR3 panic counterlock (inactive leaves) Flush bolt (for automatic lock)
	striking plate	art. 038650**	striking plate (single leaf configuration)

Zubehör:	art. 032314, 032184 art. 032154 art. 032174, 032704 art. 032164 art. 032144...*, 0327** art. 033117 art. 2D014*00** art. 033110 art. 032532, 03243* art. 03246*, 03242 art. 032455, 032445 art. 032515, 03246* art. 03240*, 03250* art. 00E402015*5 art. 00.329.00** art. 00.431.00 art. 00E1**155*	vertical rods for top and bottom locking points rod hasp top rod hasp bottom floor strike cup upper relatching device vertical rods for deviators lateral deviator striking plate for deviators Mechanic outside access devices Mechanic outside access devices Mechanic outside access devices Mechanic outside access devices Mechatronic outside access devices series MA1A handles for MA1A handles for MA1A Mechatronic outside access devices series ARIES
-----------------	---	---



Certified configurations

4. Verwendungszweck des BauprodENTs

Für Türen in Rettungswegen

5. System zur Bewertung und Überprüfung der Leistungsbeständigkeit:

1 - Anhang V (305/2011 UE - CPR)

6. ProdENTzertifizierungsstelle:

CSI S.p.A. Nostrifizierte Stelle(n): 0497

7. Leistungsbeständigkeitsbescheinigung:

0497/CPR/6706

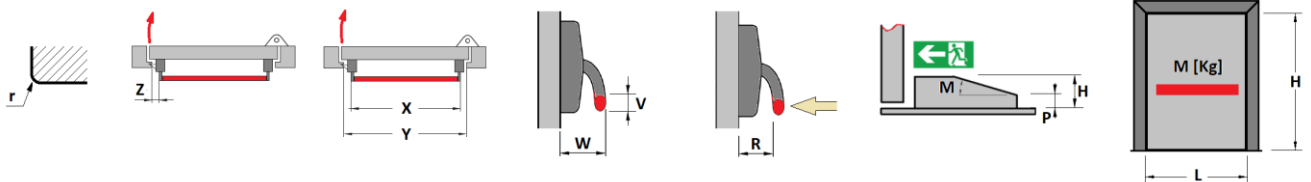
8. Harmonisierte Norm:

EN1125:2008 Klassifikation : |3|7|7|B|1|4|2|2|A|A|

9. Wesentliche Merkmale

EN1125 § 4.1.2	Freigabedauer	< 1 sec
EN1125 § 4.1.3	Anbringung des Paniktürverschlusses	Montiert auf der Innenseite der Tür
EN1125 § 4.1.5	Vorstehende Ecken und Kanten	r ≥ 0,5 mm
EN1125 § 4.1.7	Zweiflügelige Türen	Bei Verwendung auf zweiflügeligen Türen können beide Flügel gleichzeitig geöffnet werden.
EN1125 § 4.1.9	Installation der Stangen	Z ≤ 150 mm
EN1125 § 4.1.10	Wirksame Länge der Betätigungsstange	X ≥ 60% Y

EN1125 § 4.1.11	Überstand der Betätigungsstange	$W \leq 100 \text{ mm}$
EN1125 § 4.1.12	Ende der Betätigungsstange	Die Betätigungsstange ragt nicht über das Ende des Quer-trägers hinaus.
EN1125 § 4.1.13	Betätigungsfläche des Griffes	$V \geq 18 \text{ mm}$
EN1125 § 4.1.14	Prüfstab	Das Gerät behindert in keiner Stellung der Stoßplatte die Prüfstangen
EN1125 § 4.1.15	Freiraum der Türflügeloberfläche	$R \geq 25 \text{ mm}$ mit Bar gedrückt
EN1125 § 4.1.16	Erreichbarer Zwischenraum	Der Testkörper wurde an keiner zugänglichen Stelle durch die Bedienung des Gerätes behindert.
EN1125 § 4.1.17	Freie Bewegung der Tür	Das Gerät behindert nicht die freie Beweglichkeit der Tür nach deren Auslösung.
EN1125 § 4.1.18	Nach oben verlaufende Treibriegelstange	Der Antrieb des Verschlusselements an der unteren vertikalen Stange betätigt nicht das Verschlusselement an der oberen vertikalen Stange
EN1125 § 4.1.20	Verschlussstücke	Die Verschlussstücke schützen den Türrahmen vor Beschädigungen beim Öffnen und Schließen der Tür
EN1125 § 4.1.21	Maße der Verschlussstücke	$H \leq 15 \text{ mm}$, $M \leq 45^\circ$, $P \leq 3 \text{ mm}$.
EN1125 § 4.1.23	Masse und Maße der Tür	$M \leq 250 \text{ kg}$, $H \leq 3.400 \text{ mm}$, $L \leq 1.320 \text{ mm}$
EN1125 § 4.1.24	Äußere Zugangsvorrichtung	Der Zugriff von außen, behindert nicht die Funktionsfähigkeit des Gerätes von innen.
EN1125 § 4.2.2	Freigabekräfte	$F \leq 80 \text{ N}$ <80N mit unbelasteter Tür und $F \leq 220 \text{ N}$ bei mit 1000 N belasteter Tür.
EN1125 § 4.2.7	Anforderungen an die Sicherheit	Klasse 1: Das Gerät bleibt verschlossen, wenn eine Kraft von 1000 N auf die Tür einwirkt
EN1125 § 4.1.7	Korrosionsbeständigkeit	Klasse 4: sehr hohe Beständigkeit (240 Stunden)
EN1125 § 4.1.6	Temperaturbereich	-10 °C; +60 °C
EN1125 § 4.1.19	Abdeckungen für vertikale Treibriegelstange	Nicht erforderlich.
EN1125 § 4.1.22	Schmierung	Every 20.000 Zyklen, ohne Demontage des Gerätes.
EN1125 § 4.2.3	Verschlusskraft	$\leq 50 \text{ N}$
EN1125 § 4.2.4	Dauerfunktionstüchtigkeit	Klasse 7: 200.000 Zyklen,
EN1125 § 4.2.5	Widerstandskraft gegen Missbrauch	Sie widersteht Zug F1, F2, F3, F4
EN1125 § 4.2.6	Widerstand der Treibriegelstange gegen Missbrauch	Not applicable
EN1125 § 4.2.8	Abschlussuntersuchung	Das Gerät wurde mit einer Kraft $\leq 80 \text{ N}$ mit unbelasteter Tür und $\leq 220 \text{ N}$ bei mit 1.000 N belasteter Tür.
EN1125 Anhang B	Eignung für den Einsatz an Rauchschutz-/Feuerschutztüren.	Klasse B: geeignet für den Einsatz an Rauchschutz-/Brandschutztüren.
EN1125 § 4.1.25	Gefährliche Inhaltsstoffe	Die in diesem ProdEnt verwendeten Materialien enthalten keine gefährlichen Stoffe, die über den angegebenen Höchstwerten der bestehenden europäischen Werkstoffnormen oder irgendwelchen nationalen Verordnungen liegen



1. Producent:

ISEO Serrature S.p.A. - Via S. Girolamo, 13 – IT 25055 - Pisogne (BS)

2. Kod identyfikacyjny produktu:

Zamknięcie przeciwpaniczne typ "A"

3. Numer typu umożliwiający identyfikację wyrobu budowlanego zgodnie z wymogami art. 11 ust. 4 (CPR):

Seria	DINFIR3, Palmo, IDEA Base		
Modele:	Operating element	art. 94C0000*03791* + 9459** art. 9490000*03791* + 9459**	Idea Base Infilare Palmo
	Panic locks	art. 2DB11****, 2DD11****, 2DE11**** art. 2DB12****, 2DD12****, 2DE12**** art. 2DBA1****, 2DEA1****	DINFIR3 1 pt. (single leaf) DINFIR3 1 pt. (double leaves) DINFIR3 1 pt. (automatic lock)
		art. 2DB21****, 2DD21****, 2DE21**** art. 2DB22****, 2DD22****, 2DE22****	DINFIR3 2 pt. (single leaf) DINFIR3 2 pt. (double leaves)
		art. 2DB31****, 2DD31****, 2DE31**** art. 2DB32****, 2DD32****, 2DE32**** art. 2DB41****, 2DD41****, 2DE41**** art. 2DB42****, 2DD42****, 2DE42****	DINFIR3 3 pt. (single leaf) DINFIR3 3 pt. (double leaves) DINFIR3 3 pt. (single leaf) for deviators DINFIR3 3 pt. (double leaves) for deviators
	counterlock	art. 2D7001**** art. 2D600100*4	DINFIR3 panic counterlock (inactive leaves) Flush bolt (for automatic lock)
	striking plate	art. 038650**	striking plate (single leaf configuration)
Akcesoria:	art. 032314, 032184 art. 032154 art. 032174, 032704 art. 032164 art. 032144...*, 0327** art. 033117 art. 2D014*00** art. 033110 art. 032532, 03243* art. 03246*, 03242 art. 032455, 032445 art. 032515, 03246* art. 03240*, 03250* art. 00E402015*5 art. 00.329.00** art. 00.431.00 art. 00E1***155*	vertical rods for top and bottom locking points rod hasp top rod hasp bottom floor strike cup upper relatching device vertical rods for deviators lateral deviator striking plate for deviators Mechanic outside access devices Mechanic outside access devices Mechanic outside access devices Mechanic outside access devices Mechanic outside access devices Mechatronic outside access devices series MA1A handles for MA1A handles for MA1A Mechatronic outside access devices series ARIES	



Certified configurations

4. Zamierzone zastosowanie:

Drzwi na drogach ewakuacyjnych

5. System oceny i weryfikacji stałości właściwości użytkowych:

1 - Annex V (305/2011 UE - CPR)

6. Jednostka notyfikowana:

CSI S.p.A.

Numer:

0497

7. Certyfikat stałości właściwości użytkowych:

0497/CPR/6706

8. Norma zharmonizowana:

EN1125:2008

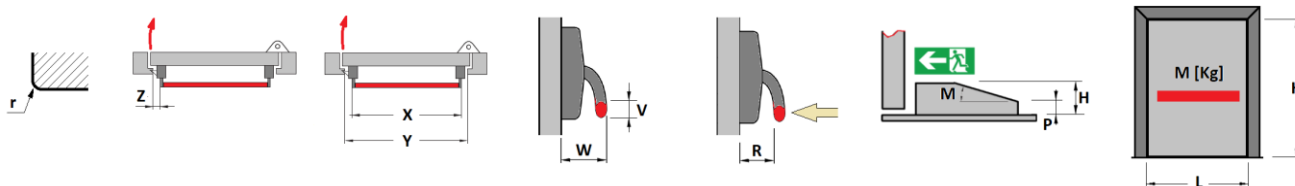
Klasyfikacja:

|3|7|7|B|1|4|2|2|A|A|

9. Zasadnicze charakterystyki

EN1125 § 4.1.2	Funkcja zwalniania	< 1 sek
EN1125 § 4.1.3	Instalowanie zamknięcia przeciwpanicznego do wyjść	Montaż na wewnętrznej stronie drzwi
EN1125 § 4.1.5	Wyekspozowane krawędzie i naroża	r ≥ 0,5 mm
EN1125 § 4.1.7	Drzwi dwuskrzydłowe	W przypadku użycia na drzwiach dwuskrzydłowych umożliwia otwieranie obydwu skrzydeł jednocześnie.
EN1125 § 4.1.9	Instalowanie pręta	Z ≤ 150 mm

EN1125 § 4.1.10	Długość pręta	$X \geq 60\% Y$
EN1125 § 4.1.11	Wystawanie pręta	$W \leq 100 \text{ mm}$
EN1125 § 4.1.12	Zakończenie pręta	Pręt operacyjny nie wystaje poza końce obydwu wsporników.
EN1125 § 4.1.13	Powierzchnia pręta operacyjnego	$V \geq 18 \text{ mm}$
EN1125 § 4.1.14	Pręt próbny	Brak uwięzienia pręta próbnego w jakiegokolwiek pozycji podczas pracy zamknięcia przeciwpanicznego.
EN1125 § 4.1.15	Odstęp między prętem a powierzchnią drzwi	$R \geq 25 \text{ mm}$ z wciśniętym prętem
EN1125 § 4.1.16	Dostępna szczelina	Stalowy element próbny umieszczony w jakiegokolwiek dostępnej szczelinie nie przeszkadza w prawidłowej pracy zamknięcia.
EN1125 § 4.1.17	Swobodny ruch drzwi	Urządzenie nie zawiera żadnego elementu utrudniającego swobodny ruch drzwi po jego zwolnieniu.
EN1125 § 4.1.18	Górny rygiel pionowy	Zwolnienie dolnego rygla z pionowymi cięgnami nie zwalnia górnego rygla.
EN1125 § 4.1.20	Zaczepty	Zaczepty chroni ościeżnicę przed uszkodzeniami spowodowanymi zamykaniem i otwieraniem drzwi.
EN1125 § 4.1.21	Wymiary zaczepów	$H \leq 15 \text{ mm}$, $M \leq 45^\circ$, $P \leq 3 \text{ mm}$.
EN1125 § 4.1.23	Masa i wymiary drzwi	$M \leq 250 \text{ kg}$, $H \leq 3.400 \text{ mm}$, $L \leq 1.320 \text{ mm}$
EN1125 § 4.1.24	Urządzenia dostępu z zewnątrz	Urządzenie dostępu zewnętrznego nie sprawia, że zamknięcie nie będzie działało od wewnątrz.
EN1125 § 4.2.2	Siły zwalniające	$F \leq 80 \text{ N}$ <80N drzwi nieobciążone i $\leq 220 \text{ N}$ drzwi obciążone siłą 1.000N.
EN1125 § 4.2.7	Wymagania dotyczące zabezpieczenia	Klasa 1: urządzenie pozostanie w pozycji zablokowanej po przyłożeniu siły 1000 N.
EN1125 § 4.1.7	Odporność na korozję	Klasa 4: bardzo wysoka odporność (240 h)
EN1125 § 4.1.6	Zakres temperatur	-10 °C; +60 °C
EN1125 § 4.1.19	Ostony cięgien pionowych	Nie dotyczy
EN1125 § 4.1.22	Smarowanie	Każde 20 000 cykli bez demontażu urządzenia
EN1125 § 4.2.3	Siła ponownego zazębienia	$\leq 50 \text{ N}$
EN1125 § 4.2.4	Trwałość	Klasa 7: 200 000 cykli
EN1125 § 4.2.5	Odporność na niewłaściwe użytkowanie – pręt poziomy	Wytrzymałość na działanie sił F1, F2, F3, F4
EN1125 § 4.2.6	Odporność na niewłaściwe użytkowanie – cięgna pionowe	Nie dotyczy
EN1125 § 4.2.8	Badanie końcowe	Urządzenie jest zwalniane z siłą $\leq 80 \text{ N}$ gdy drzwi nieobciążone i $\leq 220 \text{ N}$ gdy drzwi obciążone siłą 1.000 N.
EN1125 Annex B	Przydatność do stosowania w drzwiach przeciwpożarowych / dymoszczelnych.	Klasa B: odpowiednie do stosowania w zestawach drzwiowych przeciwpożarowych/dymoszczelnych.
EN1125 § 4.1.25	Substancje niebezpieczne	Materiały w tym produkcie nie zawierają ani nie uwalniają substancji niebezpiecznych przekraczających najwyższe dopuszczalne poziomy określone w istniejących europejskich normach materiałowych lub w przepisach krajowych.



1. Gamintojas:

ISEO Serrature S.p.A. - Via S. Girolamo, 13 – IT 25055 - Pisogne (BS)

2. Produkto identifikavimo kodas:

“A” tipo evakuacinių išėjimų įtaisas

3. Tipo numeris, identifikuojantis produktą pagal 11 straipsnio 4 punktą (CPR):

Serijs	DINFIR3, Palmo, IDEA Base		
Modeliai:	Operating element	art. 94C0000*03791* + 9459** art. 9490000*03791* + 9459**	Idea Base Infilare Palmo
	Panic locks	art. 2DB11****, 2DD11****, 2DE11**** art. 2DB12****, 2DD12****, 2DE12**** art. 2DBA1****, 2DEA1****	DINFIR3 1 pt. (single leaf) DINFIR3 1 pt. (double leaves) DINFIR3 1 pt. (automatic lock)
		art. 2DB21****, 2DD21****, 2DE21**** art. 2DB22****, 2DD22****, 2DE22****	DINFIR3 2 pt. (single leaf) DINFIR3 2 pt. (double leaves)
		art. 2DB31****, 2DD31****, 2DE31**** art. 2DB32****, 2DD32****, 2DE32**** art. 2DB41****, 2DD41****, 2DE41**** art. 2DB42****, 2DD42****, 2DE42****	DINFIR3 3 pt. (single leaf) DINFIR3 3 pt. (double leaves) DINFIR3 3 pt. (single leaf) for deviators DINFIR3 3 pt. (double leaves) for deviators
	counterlock	art. 2D7001****	DINFIR3 panic counterlock (inactive leaves)
	striking plate	art. 2D600100*4 art. 038650**	Flush bolt (for automatic lock) striking plate (single leaf configuration)
Priedai:	art. 032314, 032184 art. 032154 art. 032174, 032704 art. 032164 art. 032144...*, 0327** art. 033117 art. 2D014*00** art. 033110 art. 032532, 03243* art. 03246*, 03242 art. 032455, 032445 art. 032515, 03246* art. 03240*, 03250* art. 00E402015*5 art. 00.329.00** art. 00.431.00 art. 00E1***155*	vertical rods for top and bottom locking points rod hasp top rod hasp bottom floor strike cup upper relatching device vertical rods for deviators lateral deviator striking plate for deviators Mechanic outside access devices Mechanic outside access devices Mechanic outside access devices Mechanic outside access devices Mechanic outside access devices Mechatronic outside access devices series MA1A handles for MA1A handles for MA1A Mechatronic outside access devices series ARIES	



Certified configurations

4. Produkto naudojimo paskirtis:

Evakuacinių išėjimų durims

5. Eksploatacinių savybių pastovumo vertinimo ir tikrinimo sistema:

1 - Annex V (305/2011 UE - CPR)

6. Notifikuota įstaiga:

CSI S.p.A.

Numeris

0497

7. Eksploatacinių savybių pastovumo sertifikatas:

0497/CPR/6706

8. Harmonizuotas standartas:

EN1125:2008

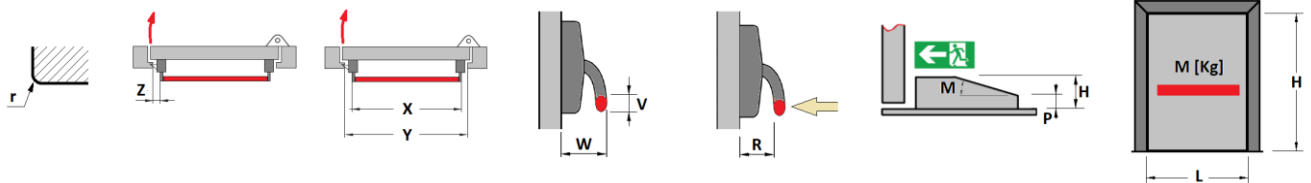
Klasifikacija:

|3|7|7|B|1|4|2|2|A|A|

9. Pagrindinės charakteristikos

EN1125 § 4.1.2	Atidarymo funkcija	< 1 sek
EN1125 § 4.1.3	Įtaiso montavimas	Montuojama ant vidinės durų pusės
EN1125 § 4.1.5	Matomi kraštai ir kampai	r ≥ 0,5 mm
EN1125 § 4.1.7	Dvivėrės durys	Kai naudojama ant dvivėrių durų, abi varčias leidžia atidaryti tuo pačiu metu.
EN1125 § 4.1.9	Strypo montavimas	Z ≤ 150 mm

EN1125 § 4.1.10	Strypo ilgis	$X \geq 60\% Y$
EN1125 § 4.1.11	Strypo projekcija	$W \leq 100 \text{ mm}$
EN1125 § 4.1.12	Strypo užbaigimas	Strypas neišsikišą toliau už jį laikančių laikiklių abiejuose galuose.
EN1125 § 4.1.13	Strypo dydis	$V \geq 18 \text{ mm}$
EN1125 § 4.1.14	Testuojamasis kaištis	Įtaisas neužspaudžia testuojamojo kaiščio jokioje pozicijoje.
EN1125 § 4.1.15	Tarpas nuo durų plokštumos	$R \geq 25 \text{ mm}$ kai įtaisas yra paspaustas
EN1125 § 4.1.16	Galimas tarpas	Testinė detalė, įdėta į bet kokią galimą tarpą netrukdo teisingam įtaiso veikimui.
EN1125 § 4.1.17	Laisvas durų judėjimas	Įtaisas neturi jokio elemento trukdančio laisvam durų judėjimui kai tik jos atidaromos.
EN1125 § 4.1.18	Viršutinis vertikalus kaištis	Apatinio vertikalaus kaiščio atleidimas neatfiksuoja viršutinio vertikalaus kaiščio.
EN1125 § 4.1.20	Atsakomosios plokštelės	Atsakomosios plokštelės apsaugo durų staktą nuo pažeidimų durims atsidarant ir užsidarant.
EN1125 § 4.1.21	Plokštelių matmenys	$H \leq 15 \text{ mm}$, $M \leq 45^\circ$, $P \leq 3 \text{ mm}$.
EN1125 § 4.1.23	Durų masė ir matmenys	$M \leq 250 \text{ kg}$, $H \leq 3.400 \text{ mm}$, $L \leq 1.320 \text{ mm}$
EN1125 § 4.1.24	Išorinis jėgimo įtaisas	Išorinis jėgimo įtaisas neįtakoja evakuacinio įtaiso teisingo veikimo iš vidaus.
EN1125 § 4.2.2	Atleidimo jėga	$F \leq 80 \text{ N}$ <80N kai durys neapkrautos ir $\leq 220 \text{ N}$ kai durys apkrautos 1.000N jėga.
EN1125 § 4.2.7	Saugumo reikalavimas	1 klasė: įtaisas lieka užrakintas kai durys yra apkrautos 1000 N jėga.
EN1125 § 4.1.7	Atsparumas korozijai	4 klasė: labai aukštas atsparumas (240 valandų)
EN1125 § 4.1.6	Temperatūra	-10 °C; +60 °C
EN1125 § 4.1.19	Vertikalių strypų uždengimai	Netaikoma
EN1125 § 4.1.22	Sutepimas	Kas 20 000 ciklų nenumontuojant įtaiso
EN1125 § 4.2.3	Užsirakinimo jėga	$\leq 50 \text{ N}$
EN1125 § 4.2.4	Ilgamžiškumas	7 klasė: 200 000 testavimo ciklų
EN1125 § 4.2.5	Laužimo testas	Atlaiko jėgas F1, F2, F3, F4
EN1125 § 4.2.6	Laužimo testas vertikaliems strypams	Netaikoma
EN1125 § 4.2.8	Galutinis testavimas	Įtaisas atleidžiamas su $\leq 80 \text{ N}$ jėga kai durys neapkrautos ir su $\leq 220 \text{ N}$ jėga kai durys apkrautos 1.000 N jėga.
EN1125 Annex B	Tinkamumas naudoti priešgaisrinio / priešdūminio tipo durims.	B klasė: tinkamas naudoti priešgaisrinio / priešdūminio tipo durims.
EN1125 § 4.1.25	Pavojingos medžiagos	Produktas neturi ir neiškiria jokių pavojingų medžiagų, kurios viršytų maksimalias Europos standartų nustatytas normas ar kitus nacionalinius reikalavimus.



1. Proizvođač:

ISEO Serrature S.p.A. - Via S. Girolamo, 13 – IT 25055 - Pisogne (BS)

2. Identifikacijski kod proizvoda:

Okov izlaza za nuždu za upotrebu na evakuacijskim putovima Tip "A"

3. Oznaka proizvoda koji omogućuje identifikaciju građevinskog proizvoda prema članku 11. stavka 4. (CPR):

Serijski broj:	DINFIR3, Palmo, IDEA Base		
Modeli:	Operating element	art. 94C0000*03791* + 9459** art. 9490000*03791* + 9459**	Idea Base Infilare Palmo
	Panic locks	art. 2DB11****, 2DD11****, 2DE11**** art. 2DB12****, 2DD12****, 2DE12**** art. 2DBA1****, 2DEA1****	DINFIR3 1 pt. (single leaf) DINFIR3 1 pt. (double leaves) DINFIR3 1 pt. (automatic lock)
		art. 2DB21****, 2DD21****, 2DE21**** art. 2DB22****, 2DD22****, 2DE22****	DINFIR3 2 pt. (single leaf) DINFIR3 2 pt. (double leaves)
		art. 2DB31****, 2DD31****, 2DE31**** art. 2DB32****, 2DD32****, 2DE32**** art. 2DB41****, 2DD41****, 2DE41**** art. 2DB42****, 2DD42****, 2DE42****	DINFIR3 3 pt. (single leaf) DINFIR3 3 pt. (double leaves) DINFIR3 3 pt. (single leaf) for deviators DINFIR3 3 pt. (double leaves) for deviators
	counterlock	art. 2D7001**** art. 2D600100*4	DINFIR3 panic counterlock (inactive leaves) Flush bolt (for automatic lock)
	striking plate	art. 038650**	striking plate (single leaf configuration)

Dodatci:

art. 032314, 032184	vertical rods for top and bottom locking points
art. 032154	rod hasp top
art. 032174, 032704	rod hasp bottom
art. 032164	floor strike cup
art. 032144...*, 0327**	upper relatching device
art. 033117	vertical rods for deviators
art. 2D014*00**	lateral deviator
art. 033110	striking plate for deviators
art. 032532, 03243*	Mechanic outside access devices
art. 03246*, 03242	Mechanic outside access devices
art. 032455, 032445	Mechanic outside access devices
art. 032515, 03246*	Mechanic outside access devices
art. 03240*, 03250*	Mechanic outside access devices
art. 00E402015*5	Mechatronic outside access devices series MA1A
art. 00.329.00**	handles for MA1A
art. 00.431.00	handles for MA1A
art. 00E1***155*	Mechatronic outside access devices series ARIES



**Certified
configurations**

4. Namjena upotrebe građevinskog proizvoda:

Za vrata na putu evakuacije

5. Sustav ocjenjivanja i provjere stalnosti svojstva:

1 - Aneks V (305/2011 UE - CPR)

6. Prijavljeno tijelo:

CSI S.p.A.

Broj

0497

7. ID certifikata:

0497/CPR/6706

8. Harmonizirani standard:

EN1125:2008

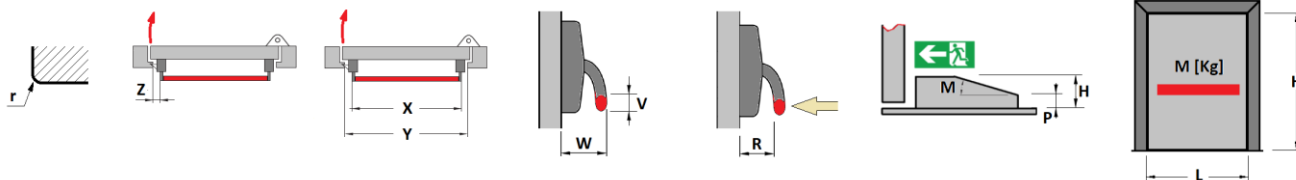
Klasifikacija:

|3|7|7|B|1|4|2|2|A|A|

9. Bitne karakteristike

EN1125 § 4.1.2	Funkcija odpuštanja	< 1 sec
EN1125 § 4.1.3	Montaža uređaja za izlaz iz panike	Montaža na unutarnjoj strani vrata
EN1125 § 4.1.5	Otkriveni rubovi i uglovi	r ≥ 0,5 mm
EN1125 § 4.1.7	Dvokrilna vrata	Kada se koristi na dvokrilnim vratima, omogućava istovremeno otvaranje oba krila.
EN1125 § 4.1.9	Pozicija pritisne šipke	Z ≤ 150 mm
EN1125 § 4.1.10	Dužina pritisne šipke	X ≥ 60% Y

EN1125 § 4.1.11	Dubina pritisne šipke	$W \leq 100 \text{ mm}$
EN1125 § 4.1.12	Zaključak pritisne šipke	Pritisna šipka ne strši ni preko jednog od krajnjih nosača.
EN1125 § 4.1.13	Visina pritisne šipke	$V \geq 18 \text{ mm}$
EN1125 § 4.1.14	Zarobljavanje	Uređaj ne zarobljava ispitnu šipku ni u jednom položaju.
EN1125 § 4.1.15	Razmak do vratnog krila	$R \geq 25 \text{ mm}$ sa pritisnutom šipkom
EN1125 § 4.1.16	Dostupni zazor	Ispitni primjerak smješten u bilo kojem dostupnom zazoru ne može spriječiti ispravan rad uređaja.
EN1125 § 4.1.17	Slobodno kretanje vrata	Uređaj ne sadrži nijedan element koji ometa slobodno kretanje vrata nakon što se otpuste.
EN1125 § 4.1.18	Gornji okomiti zasun	Otpuštanjem donjeg okomitog zasuna šipke ne otpušta se gornji zasun šipke.
EN1125 § 4.1.20	Prihvatnici	Prihvatnik štiti okvir vrata od oštećenja nastalih zatvaranjem i otvaranjem vrata..
EN1125 § 4.1.21	Dimenzije prihvatnika	$H \leq 15 \text{ mm}$, $M \leq 45^\circ$, $P \leq 3 \text{ mm}$.
EN1125 § 4.1.23	Težina i dimenzije vrata	$M \leq 250 \text{ kg}$, $H \leq 3.400 \text{ mm}$, $L \leq 1.320 \text{ mm}$
EN1125 § 4.1.24	Uređaj za vanjski pristup	Uređaj za vanjski pristup ne čini uređaj za nuždu neupotrebljivim iznutra.
EN1125 § 4.2.2	Odpusna sila	$F \leq 80 \text{ N}$ <80N kod neopterećenih vratima i $\leq 220 \text{ N}$ kod vrata opterećenim 1.000N.
EN1125 § 4.2.7	Sigurnosni zahtevi	Stupanj 1: uređaj ostaje zaključan kada se na vrata primijeni sila od 1000 N.
EN1125 § 4.1.7	Otpornost na koroziju	Razred 4: veoma visoka (240 hours)
EN1125 § 4.1.6	Temperaturni raspon	-10°C ; $+60^\circ\text{C}$
EN1125 § 4.1.19	Poklopac za okomite šipke	Nije moguće
EN1125 § 4.1.22	Podmazivanje	Svakih 20 000 ciklusa bez demontaže uređaja
EN1125 § 4.2.3	Ponovno angažiranje sile	$\leq 50 \text{ N}$
EN1125 § 4.2.4	Trajnost	Razred 7: 200 000 ispitnih ciklusa
EN1125 § 4.2.5	Test zlostavljanja	Podnosi F1, F2, F3, F4
EN1125 § 4.2.6	Test zlostavljanja – okomite šipke	Nije moguće
EN1125 § 4.2.8	Završni pregled	Uređaj se oslobađa snagom $\leq 80 \text{ N}$ s neopterećenim vratima i $\leq 220 \text{ N}$ s vratima opterećenim s 1.000 N.
EN1125 Annex B	Prikladnost za upotrebu na vratima otpornih na vatru / dim.	Stupanj B: pogodan za upotrebu na vratima otpornih na vatru / dim.
EN1125 § 4.1.25	Opasne tvari	Materijali u ovom proizvodu ne sadrže niti ispuštaju opasne tvari koje prelaze maksimalne razine utvrđene postojećim europskim standardima za materijale ili bilo kojim nacionalnim propisima.



1. Proizvajalec:

ISEO Serrature S.p.A. - Via S. Girolamo, 13 – IT 25055 - Pisogne (BS)

2. Identifikacijska koda izdelka:

Okovje za zasilne izhode ob paniki Tip "A"

3. Oznaka proizvoda, ki omogoča identifikacijo gradbenega proizvoda v skladu z odstavkom 4 člena 11 (CPR):

Serija	DINFIR3, Palmo, IDEA Base		
Modeli:	Operating element	art. 94C0000*03791* + 9459** art. 9490000*03791* + 9459**	Idea Base Infilare Palmo
	Panic locks	art. 2DB11****, 2DD11****, 2DE11**** art. 2DB12****, 2DD12****, 2DE12**** art. 2DBA1****, 2DEA1****	DINFIR3 1 pt. (single leaf) DINFIR3 1 pt. (double leaves) DINFIR3 1 pt. (automatic lock)
		art. 2DB21****, 2DD21****, 2DE21**** art. 2DB22****, 2DD22****, 2DE22****	DINFIR3 2 pt. (single leaf) DINFIR3 2 pt. (double leaves)
		art. 2DB31****, 2DD31****, 2DE31**** art. 2DB32****, 2DD32****, 2DE32**** art. 2DB41****, 2DD41****, 2DE41**** art. 2DB42****, 2DD42****, 2DE42****	DINFIR3 3 pt. (single leaf) DINFIR3 3 pt. (double leaves) DINFIR3 3 pt. (single leaf) for deviators DINFIR3 3 pt. (double leaves) for deviators
	counterlock	art. 2D7001**** art. 2D600100*4	DINFIR3 panic counterlock (inactive leaves) Flush bolt (for automatic lock)
	striking plate	art. 038650**	striking plate (single leaf configuration)

Dodatki:

art. 032314, 032184	vertical rods for top and bottom locking points
art. 032154	rod hasp top
art. 032174, 032704	rod hasp bottom
art. 032164	floor strike cup
art. 032144...*, 0327**	upper relatching device
art. 033117	vertical rods for deviators
art. 2D014*00**	lateral deviator
art. 033110	striking plate for deviators
art. 032532, 03243*	Mechanic outside access devices
art. 03246*, 03242	Mechanic outside access devices
art. 032455, 032445	Mechanic outside access devices
art. 032515, 03246*	Mechanic outside access devices
art. 03240*, 03250*	Mechanic outside access devices
art. 00E402015*5	Mechatronic outside access devices series MA1A
art. 00.329.00**	handles for MA1A
art. 00.431.00	handles for MA1A
art. 00E1***155*	Mechatronic outside access devices series ARIES



Certified configurations

4. Nameravana uporaba gradbenega proizvoda:

Za vrata za zasilne izhode

5. Sistem ocenjevanja in preverjanja nespremenljivosti lastnosti:

1 - Dodatek V (305/2011 UE - CPR)

6. Priglašeno telo:

CSI S.p.A.

Številka

0497

7. Potrdilo o nespremenljivosti lastnosti:

0497/CPR/6706

8. Harmoniziran standard:

EN1125:2008

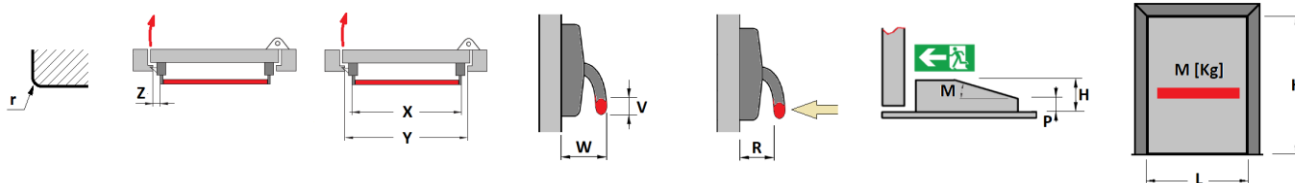
Klasifikacija:

|3|7|7|B|1|4|2|2|A|A|

9. Bistvene značilnosti

EN1125 § 4.1.2	Funkcija deblokade	< 1 sec
EN1125 § 4.1.3	Način vgradnje okovja	Vgradnja na notranji strani vrat
EN1125 § 4.1.5	Izpostavljeni robovi in vogali	r ≥ 0,5 mm
EN1125 § 4.1.7	Dvokrilna vrata	Ko se uporablja na dvokrilih vratih, omogoča hkratno odpiranje obeh kril.
EN1125 § 4.1.9	Pozicija potisnega droga	Z ≤ 150 mm
EN1125 § 4.1.10	Dolžina potisnega droga	X ≥ 60% Y

EN1125 § 4.1.11	Glogina potisnega droga	$W \leq 100 \text{ mm}$
EN1125 § 4.1.12	Zaključek potisnega droga	Potisna palica ne presega čez končne nosilce.
EN1125 § 4.1.13	Višina potisne palice	$V \geq 18 \text{ mm}$
EN1125 § 4.1.14	Preskusni drog	Naprava ne zadrži preskusnega droga v nobenem položaju.
EN1125 § 4.1.15	Odmik od krila vrat	$R \geq 25 \text{ mm}$ s potisnjenim drogom
EN1125 § 4.1.16	Dostopne reže	Preskusni primerek, nameščen v kateri koli dostopni reži, ne more preprečiti pravilnega delovanja naprave.
EN1125 § 4.1.17	Prosto gibanje vrat	Naprava ne vsebuje nobenega elementa, ki ovira prosto gibanje vrat, ko se sprostijo.
EN1125 § 4.1.18	Zgornji navpični zapah	Sprostitev spodnjega navpičnega zapaha ne sprosti zgornjega navpičnega zapaha.
EN1125 § 4.1.20	Prijemniki	Prijemnik ščiti okvir vrat pred škodo, ki jo povzroči zapiranje in odpiranje vrat.
EN1125 § 4.1.21	Dimenzije prijemnikov	$H \leq 15 \text{ mm}$, $M \leq 45^\circ$, $P \leq 3 \text{ mm}$.
EN1125 § 4.1.23	Teža in dimenzije vrat	$M \leq 250 \text{ kg}$, $H \leq 3.400 \text{ mm}$, $L \leq 1.320 \text{ mm}$
EN1125 § 4.1.24	Naprava za dostop od zunaj	Naprava za dostop od zunaj, zasilne naprave ne omogoči, da deluje od znotraj.
EN1125 § 4.2.2	Sila sprostitve	$F \leq 80 \text{ N} < 80 \text{ N}$ pri neobremenjenih vratih in $\leq 220 \text{ N}$ pri vratih, obremenjenih s 1.000 N.
EN1125 § 4.2.7	Protivlomne zahteve	1. stopnja: naprava ostane zaklenjena, ko na vrata deluje sila 1000 N
EN1125 § 4.1.7	Korozijska odpornost	Razred 4: zelo visoka (240 hours)
EN1125 § 4.1.6	Temperaturno območje	-10 °C; +60 °C
EN1125 § 4.1.19	Zaščita za vertikalne letve	Ni možno
EN1125 § 4.1.22	Podmazovanje	Vsaj 20 000 ciklov brez demontaže naprave
EN1125 § 4.2.3	Ponovna vključitev sile	$\leq 50 \text{ N}$
EN1125 § 4.2.4	Trajnost	Razred 7: 200 000 testnih ciklov
EN1125 § 4.2.5	Test zlorabe	Vzdrži F1, F2, F3, F4
EN1125 § 4.2.6	Test zlorabe – navpični zapahi	Ni možno
EN1125 § 4.2.8	Zaključni pregled	Naprava se sprosti s silo $\leq 80 \text{ N}$ pri neobremenjenih vratih in $\leq 220 \text{ N}$ pri vratih, naloženih s 1.000 N.
EN1125 Annex B	Primernost za uporabo na ognjevarnih / dimotesnih vratih.	Razred B: primeren za uporabo na vratih, odpornih proti ognju / dimu.
EN1125 § 4.1.25	Nevarne snovi	Materiali v tem izdelku ne vsebujejo ali sproščajo nobenih nevarnih snovi, ki presegajo mejne vrednosti, določene v obstoječih evropskih standardih za materiale ali drugih nacionalnih predpisih.



1. Producator:

ISEO Serrature S.p.A. - Via S. Girolamo, 13 – IT 25055 - Pisogne (BS)

2. Codul de identificare al produsului:

Dispozitiv de ieșire în caz de urgență de Tipul "A"

3. Numărul tipului care permite identificarea produsului de construcție conform cerințelor Articolului 11, paragraful 4 (CPR):

Serie:	DINFIR3, Palmo, IDEA Base		
Model:	Operating element	art. 94C0000*03791* + 9459** art. 9490000*03791* + 9459**	Idea Base Infilare Palmo
	Panic locks	art. 2DB11****, 2DD11****, 2DE11**** art. 2DB12****, 2DD12****, 2DE12**** art. 2DBA1****, 2DEA1****	DINFIR3 1 pt. (single leaf) DINFIR3 1 pt. (double leaves) DINFIR3 1 pt. (automatic lock)
		art. 2DB21****, 2DD21****, 2DE21**** art. 2DB22****, 2DD22****, 2DE22****	DINFIR3 2 pt. (single leaf) DINFIR3 2 pt. (double leaves)
		art. 2DB31****, 2DD31****, 2DE31**** art. 2DB32****, 2DD32****, 2DE32**** art. 2DB41****, 2DD41****, 2DE41**** art. 2DB42****, 2DD42****, 2DE42****	DINFIR3 3 pt. (single leaf) DINFIR3 3 pt. (double leaves) DINFIR3 3 pt. (single leaf) for deviators DINFIR3 3 pt. (double leaves) for deviators
	counterlock	art. 2D7001**** art. 2D600100*4	DINFIR3 panic counterlock (inactive leaves) Flush bolt (for automatic lock)
	striking plate	art. 038650**	striking plate (single leaf configuration)

Accesorii:

art. 032314, 032184	vertical rods for top and bottom locking points
art. 032154	rod hasp top
art. 032174, 032704	rod hasp bottom
art. 032164	floor strike cup
art. 032144...*, 0327**	upper relatching device
art. 033117	vertical rods for deviators
art. 2D014*00**	lateral deviator
art. 033110	striking plate for deviators
art. 032532, 03243*	Mechanic outside access devices
art. 03246*, 03242	Mechanic outside access devices
art. 032455, 032445	Mechanic outside access devices
art. 032515, 03246*	Mechanic outside access devices
art. 03240*, 03250*	Mechanic outside access devices
art. 00E402015*5	Mechatronic outside access devices series MA1A
art. 00.329.00**	handles for MA1A
art. 00.431.00	handles for MA1A
art. 00E1***155*	Mechatronic outside access devices series ARIES



Certified configurations

4. Utilizarea intentionata a produsului de construcție:

Pentru uși pe rutele de scăpare

5. Sistemul de evaluare și verificare a constantei performanței:

1 - Anexa V (305/2011 UE - CPR)

6. Conformitatea produsului:

CSI S.p.A.

Numar

0497

7. Certificat de constanta al performanței:

0497/CPR/6706

8. Standarde armonizate:

EN1125:2008

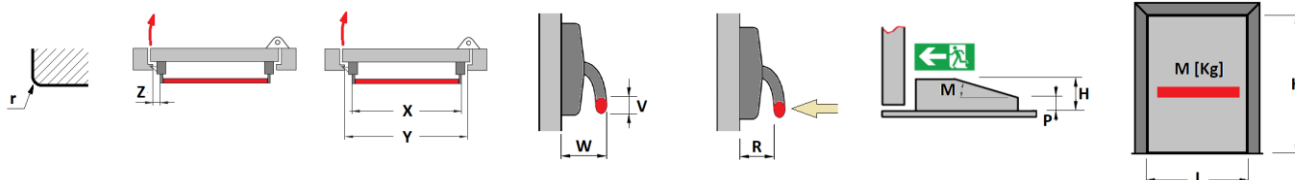
Clasificare:

|3|7|7|B|1|4|2|2|A|A|

9. Caracteristici esentiale

EN1125 § 4.1.2	Funcția de eliberare	< 1 sec
EN1125 § 4.1.3	Funcția de montare a ieșirii de urgență	Asamblată pe partea interioară a ușii
EN1125 § 4.1.5	Margini si colturi expuse	r ≥ 0,5 mm
EN1125 § 4.1.7	Set de dublu de usi	Atunci cand este utilizat pe blatul cu set dublu de usi, permite ca ambele blaturi să fie deschise simultan.
EN1125 § 4.1.9	Instalarea barei	Z ≤ 150 mm

EN1125 § 4.1.10	Lungimea barei	$X \geq 60\% Y$
EN1125 § 4.1.11	Proiecția barei	$W \leq 100 \text{ mm}$
EN1125 § 4.1.12	Capătul (sfarsitul) barei	Bara de operare nu iese dincolo de oricare dintre capete.
EN1125 § 4.1.13	Bara de operare a barei	$V \geq 18 \text{ mm}$
EN1125 § 4.1.14	Tija de testare	Dispozitivul nu blochează tija de testare în nicio poziție a placutei de împingere.
EN1125 § 4.1.15	Decalajul feței ușii	$R \geq 25 \text{ mm}$ cu bara impinsa
EN1125 § 4.1.16	Decalaj accesibil	Piesa de testare amplasată într-un spațiu accesibil nu poate împiedica funcționarea corectă a dispozitivului.
EN1125 § 4.1.17	Miscare libera a usii	Dispozitivul nu include niciun element care sa împiedice libera circulație a ușii odată ce este eliberat.
EN1125 § 4.1.18	Surub vertical superior	Eliberarea capului surubului vertical superior nu eliberează capul de surub al tije verticale superioare.
EN1125 § 4.1.20	Incuietoare	Încuietarea protejează tocul ușii de pagubele făcute de deschiderea și închiderea repetată a ușii.
EN1125 § 4.1.21	Dimensiunile incuietoarelor	$H \leq 15 \text{ mm}$, $M \leq 45^\circ$, $P \leq 3 \text{ mm}$.
EN1125 § 4.1.23	Masa și dimensiunile ușii	$M \leq 250 \text{ kg}$, $H \leq 3.400 \text{ mm}$, $L \leq 1.320 \text{ mm}$
EN1125 § 4.1.24	Dispozitiv de acces exterior	Dispozitivul de acces exterior nu face dispozitivul de urgență inoperabil din interior.
EN1125 § 4.2.2	Forța de eliberare	$F \leq 80 \text{ N} < 80\text{N}$ cu usa descarcata și $\leq 220 \text{ N}$ cu usa încărcată cu 1.000N.
EN1125 § 4.2.7	Cerinte de securitate	Gradul 1: dispozitivul ramane închis cand o forță de 1000 N este aplicată ușii.
EN1125 § 4.1.7	Rezistență la coroziune	Gradul 4: rezistență foarte ridicată (240 ore)
EN1125 § 4.1.6	Interval de temperatura	-10°C ; $+60^\circ\text{C}$
EN1125 § 4.1.19	Acoperire pentru tije verticale	Neaplicabil
EN1125 § 4.1.22	Lubrifiere	După fiecare 20.000 de cicluri fără demontarea device-ului.
EN1125 § 4.2.3	Forța de reangajare	$\leq 50 \text{ N}$
EN1125 § 4.2.4	Durabilitate	Gradul 7: 200 000 cicluri de testare
EN1125 § 4.2.5	Test de rezistență	Rezista la F1, F2, F3, F4
EN1125 § 4.2.6	Test de rezistență- tije verticale	Neaplicabil
EN1125 § 4.2.8	Examinarea finala	Dispozitivul este eliberat cu o forță $\leq 80 \text{ N}$ cu usa descarcata și $\leq 220 \text{ N}$ cu usa încărcată cu 1.000 N.
EN1125 Annex B	Adecvare pentru utilizarea pe ansambluri de uși rezistente la foc/fum	Gradul B: potrivit pentru folosirea pe ansambluri de uși rezistente la foc/fum
EN1125 § 4.1.25	Substanțe periculoase	Materialele din acest produs nu conțin sau eliberează substanțe periculoase care depășesc nivelurile maxime specificate în standardele materiei Europene sau în reglementările naționale.



1. Производител:

ISEO Serrature S.p.A. – ул. С. Джироламо № 13 – Италия 25055 – Пизоние (провинция Бреша)

2. Идентификационен код на продукта:

Антипаник заключващо устройство тип "А"

3. Типов номер, позволяващ идентификация на строителния продукт съгласно изискванията на член 11, параграф 4 (Регламент за строителните продукти):

Серия:	DINFIR3, Palmo, IDEA Base		
Модели:	Operating element	art. 94C0000*03791* + 9459** art. 9490000*03791* + 9459**	Idea Base Infilare Palmo
	Panic locks	art. 2DB11****, 2DD11****, 2DE11**** art. 2DB12****, 2DD12****, 2DE12**** art. 2DBA1****, 2DEA1****	DINFIR3 1 pt. (single leaf) DINFIR3 1 pt. (double leaves) DINFIR3 1 pt. (automatic lock)
		art. 2DB21****, 2DD21****, 2DE21**** art. 2DB22****, 2DD22****, 2DE22****	DINFIR3 2 pt. (single leaf) DINFIR3 2 pt. (double leaves)
		art. 2DB31****, 2DD31****, 2DE31**** art. 2DB32****, 2DD32****, 2DE32**** art. 2DB41****, 2DD41****, 2DE41**** art. 2DB42****, 2DD42****, 2DE42****	DINFIR3 3 pt. (single leaf) DINFIR3 3 pt. (double leaves) DINFIR3 3 pt. (single leaf) for deviators DINFIR3 3 pt. (double leaves) for deviators
	counterlock	art. 2D7001**** art. 2D600100*4	DINFIR3 panic counterlock (inactive leaves) Flush bolt (for automatic lock)
	striking plate	art. 038650**	striking plate (single leaf configuration)

Акcesoари:	art. 032314, 032184 art. 032154 art. 032174, 032704 art. 032164 art. 032144...*, 0327** art. 033117 art. 2D014*00** art. 033110 art. 032532, 03243* art. 03246*, 03242 art. 032455, 032445 art. 032515, 03246* art. 03240*, 03250* art. 00E402015*5 art. 00.329.00** art. 00.431.00 art. 00E1***155*	vertical rods for top and bottom locking points rod hasp top rod hasp bottom floor strike cup upper relatching device vertical rods for deviators lateral deviator striking plate for deviators Mechanic outside access devices Mechanic outside access devices Mechanic outside access devices Mechanic outside access devices Mechanic outside access devices Mechatronic outside access devices series MA1A handles for MA1A handles for MA1A Mechatronic outside access devices series ARIES
-------------------	--	--



Certified configurations

4. Предназначение на строителния продукт:

За врати по евакуационни пътища

5. Система за оценка и проверка на постоянството на изпълнението:

1 - Приложение V (305/2011 EC – Регламент за строителните продукти)

6. Нотифициран орган:

CSI S.p.A. Номер 0497

7. Сертификат за постоянство на експлоатационните показатели:

0497 – CPR – 6706

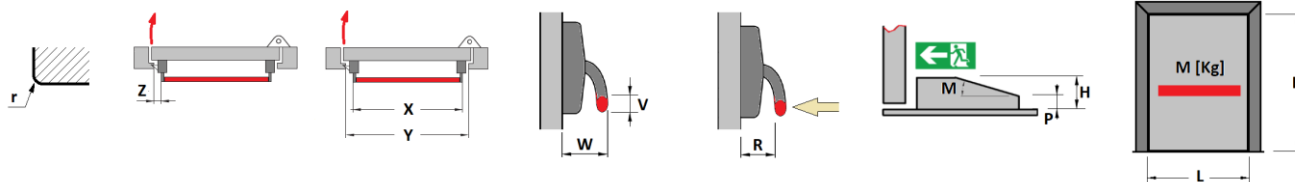
8. Хармонизиран стандарт:

EN1125:2008 Класификация: |3|7|7|B|1|4|2|2|A|A|

9. Съществени характеристики

EN1125 § 4.1.2	Функция за освобождаване	< 1 sec
EN1125 § 4.1.3	Монтаж на антипаник заключващо устройство	Монтаж от вътрешната страна на вратата
EN1125 § 4.1.5	Изпъкнали върхове и ръбове	r ≥ 0,5 mm

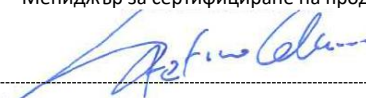
EN1125 § 4.1.7	Двойна врата	Когато се използва на врати с двойни крила, позволява едновременно отваряне на двете крила.
EN1125 § 4.1.9	Монтаж на лоста	$Z \leq 150 \text{ mm}$
EN1125 § 4.1.10	Дължина на лоста	$X \geq 60\% Y$
EN1125 § 4.1.11	Издаденост на лоста	$W \leq 100 \text{ mm}$
EN1125 § 4.1.12	Край на лоста	Работният лост не излиза извън нито една от крайните опорни скоби.
EN1125 § 4.1.13	Лице на работния лост	$V \geq 18 \text{ mm}$
EN1125 § 4.1.14	Тестова пръчка	Устройството не задържа тестовата пръчка в нито едно положение на плочата за натискане.
EN1125 § 4.1.15	Свободно пространство на повърхността на крилото на вратата	$R \geq 25 \text{ mm}$ с лост за отваряне
EN1125 § 4.1.16	Достъпна междина	Тестовият елемент, поставен във всяка достъпна междина, не може да попречи на правилната работа на устройството.
EN1125 § 4.1.17	Свободно движение на вратата	Устройството не включва никакъв елемент, възпрепятстващ свободното движение на вратата, след като е освободена.
EN1125 § 4.1.18	Горен вертикален болт	Освобождането на долната глава на болта на вертикалния прът не освобождава горната глава на болта на вертикалния прът.
EN1125 § 4.1.20	Предпазители	Предпазителят предпазва рамката на вратата от повреди, причинени от затварянето и отварянето на вратата.
EN1125 § 4.1.21	Размери на предпазителя	$H \leq 15 \text{ mm}$, $M \leq 45^\circ$, $P \leq 3 \text{ mm}$.
EN1125 § 4.1.23	Тегло и размери на вратата	$M \leq 250 \text{ kg}$, $H \leq 3.400 \text{ mm}$, $L \leq 1.320 \text{ mm}$
EN1125 § 4.1.24	Устройство за външен достъп	Устройството за външен достъп не прави аварийното устройство неработоспособно отвътре.
EN1125 § 4.2.2	Освобождаваща сила	$F \leq 80 \text{ N} < 80\text{N}$ при ненатоварена врата и $\leq 220 \text{ N}$ при врата, натоварена с $1\ 000 \text{ N}$.
EN1125 § 4.2.7	Изискване за сигурност	Клас 1: устройството остава заключено, когато на вратата се приложи сила от 1000 N .
EN1125 § 4.1.7	Устойчивост на корозия	Клас 4: много висока устойчивост (240 часа)
EN1125 § 4.1.6	Температурен диапазон	$-10 \text{ }^\circ\text{C}$; $+60 \text{ }^\circ\text{C}$
EN1125 § 4.1.19	Покритие на вертикалните пръти	Неприложимо
EN1125 § 4.1.22	Смазване	На всеки 20 000 цикъла без демониране на устройството
EN1125 § 4.2.3	Сила за повторно затваряне	$\leq 50 \text{ N}$
EN1125 § 4.2.4	Издръжливост	Клас 7: 200 000 цикъла на изпитване
EN1125 § 4.2.5	Устойчивост на лоша употреба	Издържа F1, F2, F3, F4
EN1125 § 4.2.6	Устойчивост на лоша употреба – вертикални пръти	Неприложимо
EN1125 § 4.2.8	Финална проверка	Устройството се освобождава със сила $\leq 80 \text{ N}$ при ненатоварена врата и $\leq 220 \text{ N}$ при врата, натоварена с $1\ 000 \text{ N}$.
EN1125 Приложение B	Пригодност за използване в пожароустойчиви/ димоустойчиви врати.	Клас B: подходящ за използване в пожароустойчиви/димоустойчиви врати.
EN1125 § 4.1.25	Опасни вещества	Материалите в този продукт не съдържат или отделят никакви опасни вещества, надвишаващи максималните нива, посочени в съществуващите европейски стандарти за материалите или за някои национални разпоредби.



IT Italia	La prestazione del prodotto di cui ai punti 2 e 3 è conforme alla prestazione dichiarata di cui al punto 9. Si rilascia la presente dichiarazione di prestazione sotto la responsabilità esclusiva del fabbricante di cui al punto 1. Firmato a nome e per conto del fabbricante da:
UK United Kingdom	The performance of the product identified in points 2 and 3 is in conformity with the declared performance in point 9. The declaration of performance is issued under the sole responsibility of the manufacturer identified in point 1. Signed for and on behalf of the manufacturer by:
ES España	As prestaciones de los productos identificados en los puntos 2 y 3 son conformes a las prestaciones declaradas en el punto 9. La presente declaración de prestaciones se emite bajo la única responsabilidad del fabricante identificado en el punto 1. Firmado en nombre y por cuenta del fabricante por:
FR France	Les performances du produit identifié aux points 2 et 3 sont conformes aux performances déclarées indiquées au point 9. La présente déclaration des performances est établie sous la seule responsabilité du fabricant identifié au point 1. Signé pour le fabricant et en son nom par :
DE Deutschland	Die Leistung des ProdENts unter den Nummern 2 und 3 steht im Einklang mit der erklärten Leistung des Punkts 9. Er stellt diese Leistungserklärung unter die alleinige Verantwortung des Herstellers gemäß Punkt 1. Unterzeichnet im Auftrag des Herstellers von:
LT Lithuania	Produktas, identifikuotas 2 ir 3 punktuose, eksploatacinės savybės yra deklaruojamos 9 punkte. Eksploatacinių savybių deklaracija yra išrašyta gamintojo, kuris prisiima visą atsakomybę ir yra identifikuojamas 1 punkte. Pasirašyta gamintojo vardu jo atstovo:
PL Ploand	Działanie produktu wskazanego w pkt 2 i 3 jest zgodne z deklarowanymi właściwościami w pkt 9. Deklaracja właściwości użytkowych jest wydawana na wyłączną odpowiedzialność producenta określonego w pkt 1. Podpisane przez producenta i w imieniu producenta:
HR Croatia	Učinak proizvoda identificiran u točkama 2. i 3. u skladu je s deklariranim svojstvima u točki 9. Izjava o svojstvima izdaje se na isključivu odgovornost proizvođača navedenog u točki 1. Potpisao za i u ime proizvođača:
SRB Serbia	Zmogljivost izdelka iz točk 2 in 3 je v skladu z izjavo o lastnostih iz točke 9. Izjava o lastnostih se izda na izključno odgovornost proizvajalca iz točke 1. Podpisal za in v imenu proizvajalca:
RO Romania	Performanța produsului identificat la punctele 2 și 3 este în conformitate cu performanța declarată la punctul 1. Declarația de performanță este emisă pe răspunderea exclusivă a producătorului identificat la punctul 1. Semnat pentru și în numele producătorului de către:
BG България	Изпълнението на продукта, посочена в точки 2 и 3, е в съответствие с декларираните характеристики в точка 9. Декларацията за експлоатационни характеристики се издава на единствената отговорност на производителя, посочен в точка 1. Подписано за и от името на производителя от:

ISEO SERRATURE S.p.A.
Stefano Gelmini

Responsabile Certificazione di Prodotto
Product Certification Manager
Gerente de certificación de productos
Responsable de la certification des produits
Produkt-Zertifizierungsmanager
Kierownik ds. certyfikacji produktów
Produktų sertifikavimo vadybininkas
Voditelj certificiranja proizvoda
Vodja certificiranja izdelkov
Manager de Certificare al Produsului
Мениджър за сертифициране на продукти



Luogo
Place
Lugar
Lieu
Ort
Miejsce
Vieta
Mjesto
Kraj
Loc
Място

Prima emissione
First issuing
Fecha de primera Emisión
Première deliverance
Erste Ausstellung
Pierwsze wydanie
Pirmas leidimas
Prvo izdanje
Prva izdaja
Prima eliberare
Първо издание

Emissione corrente
Current issuing
Emisión Actual
Attribution en cours
Aktuelle Ausstellung
Bieżące wydanie
Aktualus leidimas
Trenutačno izdanje
Trenutna izdaja
Eliberarea curenta
Текущо издание

PISOGNE (BS) ITALY

15/07/2021

24/04/2024