

Approval body for construction products
and types of construction

Bautechnisches Prüfamt

An institution established by the Federal and
Laender Governments



European Technical Assessment

ETA-18/0215
of 2 May 2018

English translation prepared by DIBt - Original version in German language

General Part

Technical Assessment Body issuing the
European Technical Assessment:

Deutsches Institut für Bautechnik

Trade name of the construction product

Multi-axis concealed hinges
INVISACTA IN230120, INVISACTA IN300120,
INVISACTA IN303120 and INVISACTA IN310190

Product family
to which the construction product belongs

Multi-axis concealed hinges
INVISACTA IN230120, INVISACTA IN300120,
INVISACTA IN303120 and INVISACTA IN310190

Manufacturer

OTLAV SpA
Via Angelo Padovan 2
31025 SANTA LUCIA DI PIAVE (TV)
ITALIEN

Manufacturing plant

OTLAV SpA
Via Angelo Padovan 2
31025 SANTA LUCIA DI PIAVE (TV)
ITALIEN

This European Technical Assessment
contains

9 pages including 4 annexes which form an integral part
of this assessment

This European Technical Assessment is
issued in accordance with Regulation (EU)
No 305/2011, on the basis of

EAD 020001-01-0405

The European Technical Assessment is issued by the Technical Assessment Body in its official language. Translations of this European Technical Assessment in other languages shall fully correspond to the original issued document and shall be identified as such.

Communication of this European Technical Assessment, including transmission by electronic means, shall be in full. However, partial reproduction may only be made with the written consent of the issuing Technical Assessment Body. Any partial reproduction shall be identified as such.

This European Technical Assessment may be withdrawn by the issuing Technical Assessment Body, in particular pursuant to information by the Commission in accordance with Article 25(3) of Regulation (EU) No 305/2011.

Specific Part

1 Technical description of the product

This European Technical Assessment applies to the variable concealed multi-axis hinges made of mainly steel, aluminium and zamac with the designation "INVISACTA IN230120", "INVISACTA IN300120", "INVISACTA IN303120" and "INVISACTA IN310190".

Each product consists of three parts, one part a mounting plate for the door frame, one part a mounting plate for the door leaf with segmented plates connected laterally in such a way as to allow the door to swing freely and to maintain the leaf in the same horizontal and vertical plane during the full operational cycle. Between the two mounting plates provide a variable geometry moving axis within a concealed hinge assembly.

The system setup of the products is given in Annex 1 to 4.

2 Specification of the intended use in accordance with the applicable European assessment Document

The hinges are intended for use on doors of timber and metal. The doors could be made of synthetic materials if there is no requirement on resistance to fire.

They are invisible (concealed) hinges to allow single and double swing door leaves to be mounted flush to its door leaf and frame, forming a flush panel surface when the door is closed, and allowing the door to open to 180°.

The hinges are available for uses on doors with door mass up to 60 kg ("INVISACTA IN230120", "INVISACTA IN300120"), 80 kg ("INVISACTA IN303120") and 120 kg ("INVISACTA IN310190") each door leaf.

The verifications and assessment methods on which this European Technical Assessment is based lead the assumption of working life of the hinges of 10 years. The indications given on the working life cannot be interpreted as a guarantee given by the producer, but are to be regarded only as a means for choosing the right products in relation to the expected economically reasonable working life of the works.

3 Performance of the product and references to the methods used for its assessment

3.1 Mechanical resistance and stability (BWR 1)

Not applicable

3.2 Safety in case of fire (BWR 2)

| Essential characteristic | Performance |
|--------------------------|---|
| Reaction to fire | A1 |
| Resistance to fire | EI ₂ 30 - "INVISACTA IN230120" "INVISACTA IN300120" EI ₂ 45 - "INVISACTA IN303120" EI ₂ 90 - "INVISACTA IN310190" |

3.3 Hygiene, health and the environment (BWR 3)

Not applicable

3.4 Safety and accessibility in use (BWR 4)

Not applicable

3.5 Protection against noise (BWR 5)

Not applicable

3.6 Energy economy and heat retention (BWR 6)

Not applicable

3.7 Sustainable use of natural resources (BWR 7)

For the sustainable use of natural resources no performance was investigated for this product.

3.8 General aspects

The verification of durability is part of testing the essential characteristics.

| Essential characteristic | Performance |
|--------------------------|---|
| Category of use | Grade 2 - "INVISACTA IN230120" "INVISACTA IN300120" Grade 3 - "INVISACTA IN303120" Grade 4 - "INVISACTA IN310190" |
| Durability | Grade 7 |
| Test door mass | Grade 3 - "INVISACTA IN230120" "INVISACTA IN300120" Grade 4 - "INVISACTA IN303120" Grade 6 - "INVISACTA IN310190" |
| Fire resistance | Grade 1 |
| Safety | Grade 1 |
| Corrosion resistance | Grade 4 |
| Security | Grade 0 - "INVISACTA IN230120" "INVISACTA IN300120" "INVISACTA IN303120" Grade 1 - "INVISACTA IN310190" |
| Hinge grade | Grade 10 - "INVISACTA IN230120" "INVISACTA IN300120" Grade 11 - "INVISACTA IN303120" Grade 13 - "INVISACTA IN310190" |

4 Assessment and verification of constancy of performance (AVCP) system applied, with reference to its legal base

According to Decision of the Commission 1999/93/EC (OJ L 29/51 of 26.01.1999 p. 51), as amended by Decision of the Commission 2011/246/EU (Letter of the European commission of 15/10/2004), the system of assessment and verification of constancy of performance (see Annex V and Article 65 Paragraph 2 to Regulation (EU) No 305/2011) given in the following table applies.

| Product | Intended use | Level or class | System |
|--|---|----------------|--------|
| "INVISACTA IN230120" "INVISACTA IN300120" "INVISACTA IN303120" "INVISACTA IN310190" | fire compartmentation and on escape routes | 1 | 1 |

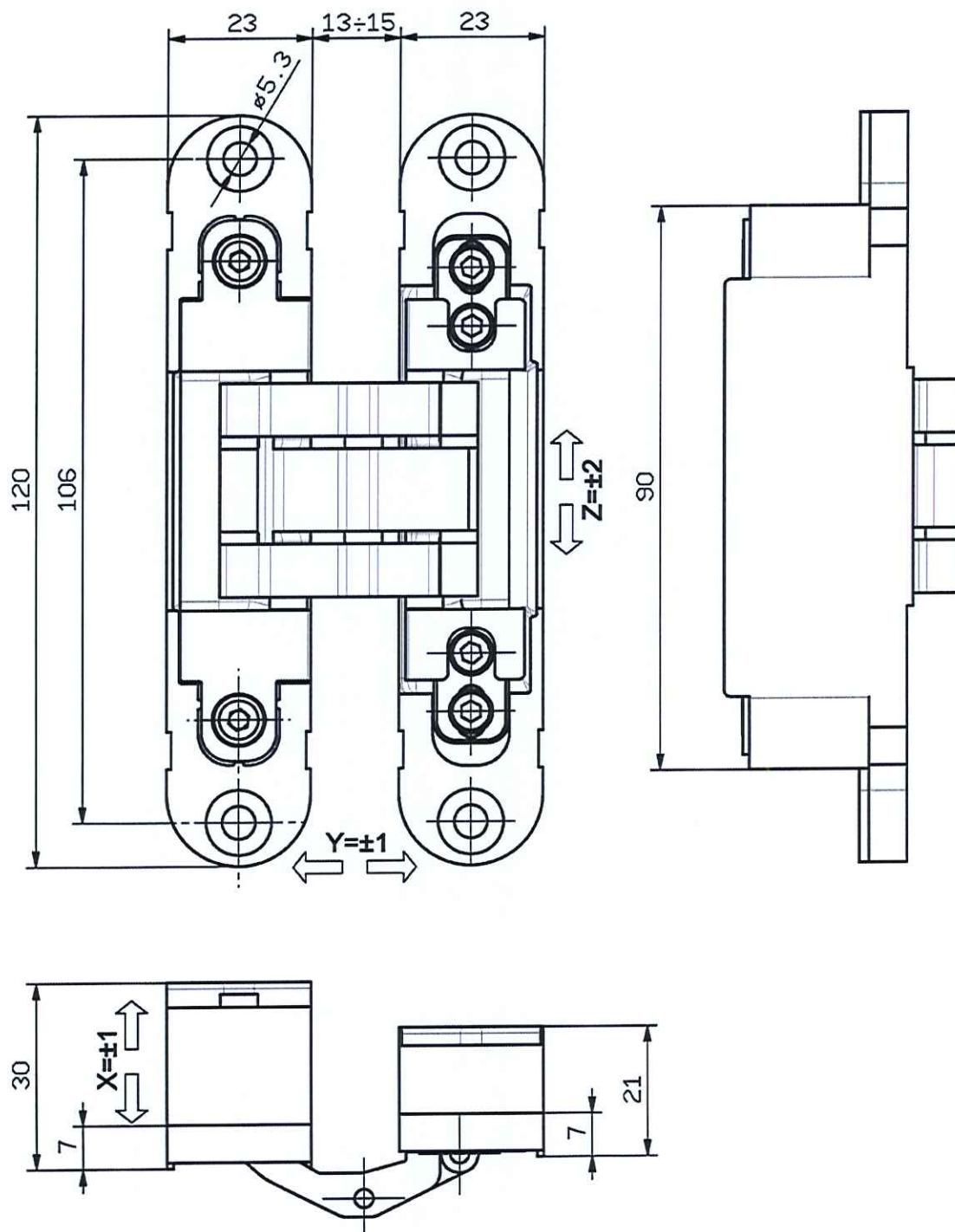
5 Technical details necessary for the implementation of the AVCP system, as provided for in the applicable EAD

Technical details necessary for the implementation of the AVCP system are laid down in the control plan deposited with Deutsches Institut für Bautechnik.

Issued in Berlin on 2 May 2018 by Deutsches Institut für Bautechnik

Maja Tiemann
p. p. Head of Department

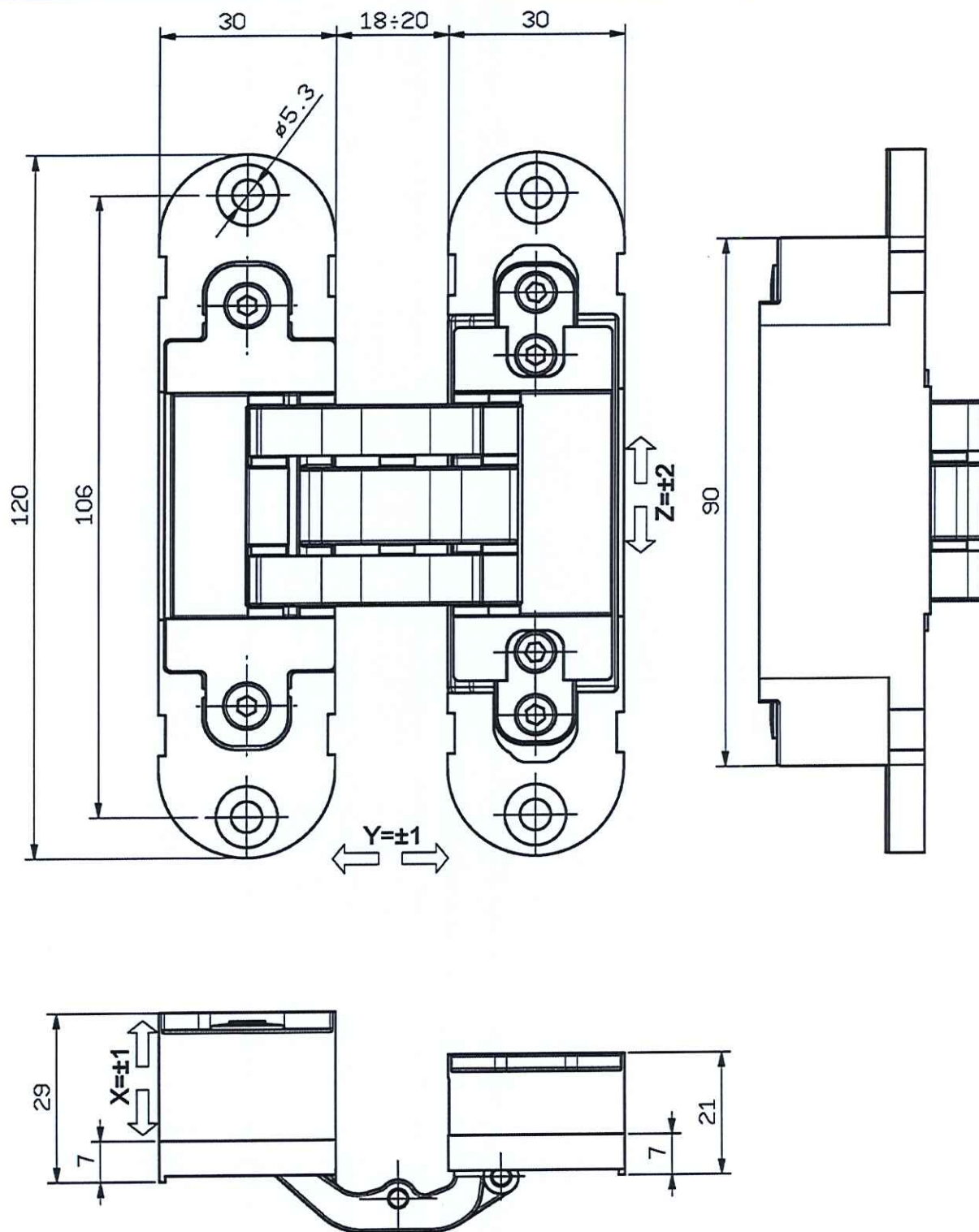
beglaubigt:
Pritzkow



Multi-axis concealed hinges INVISACTA IN230120

Construction

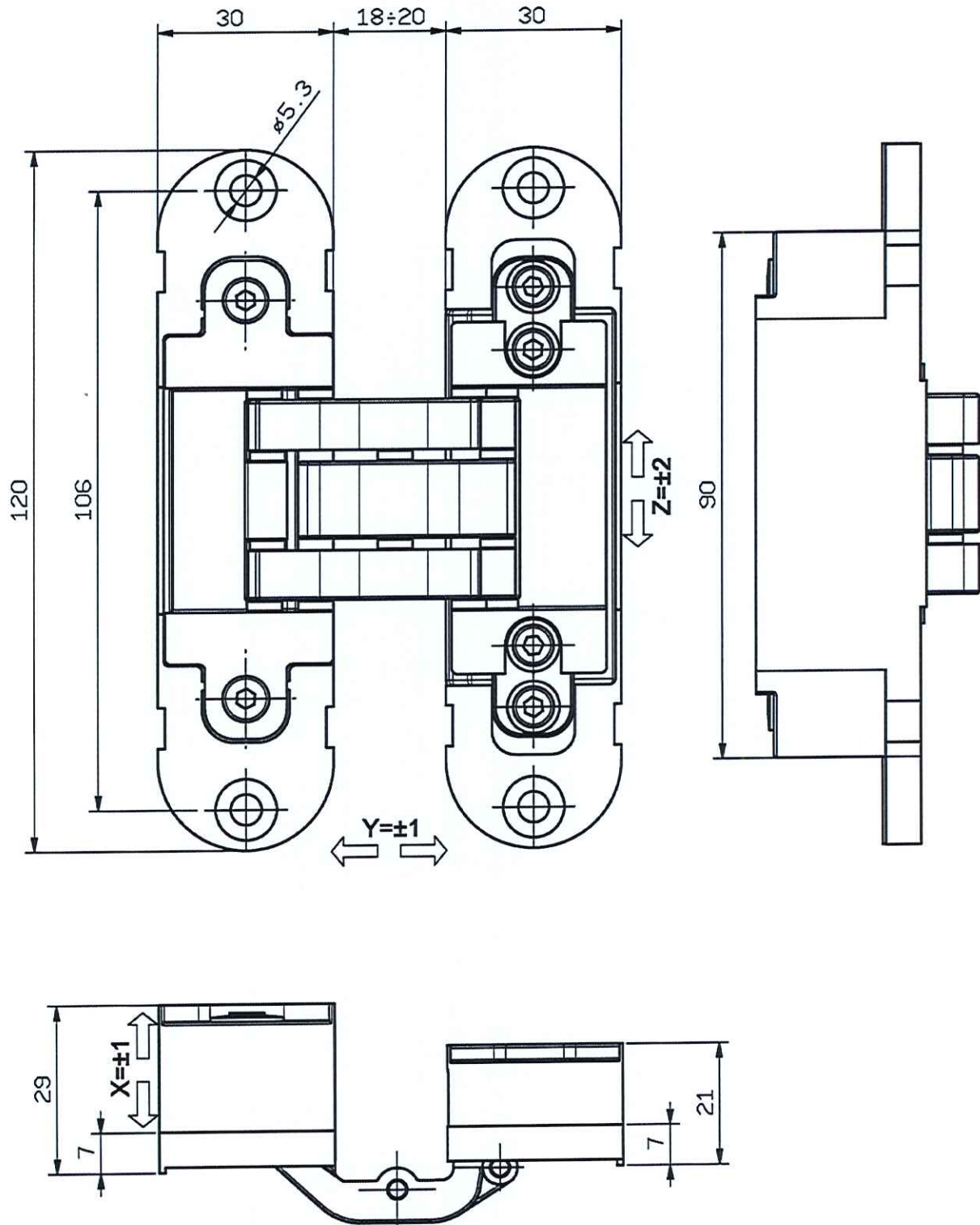
Annex 1



Multi-axis concealed hinges INVISACTA IN300120

Construction

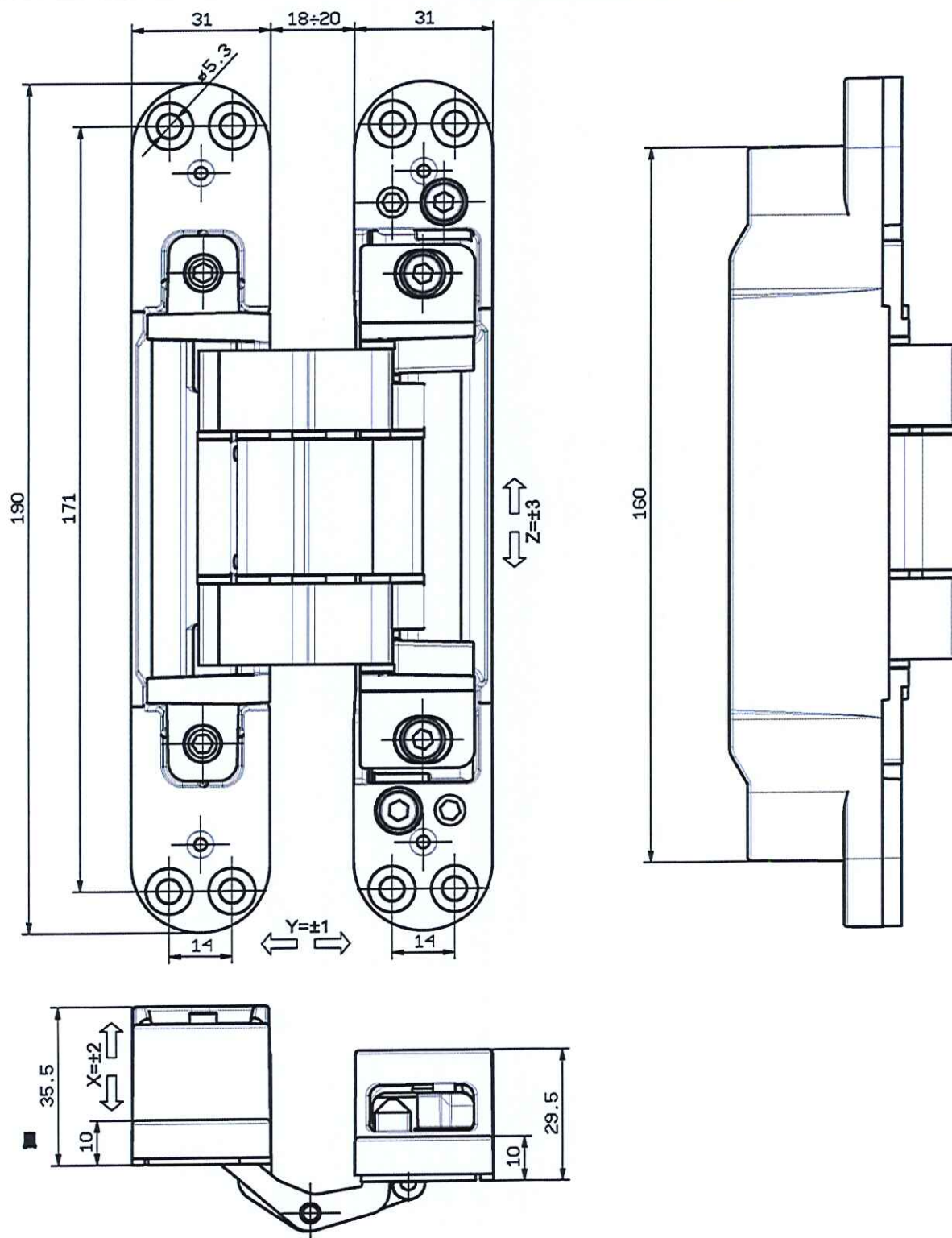
Annex 2



Multi-axis concealed hinges INVISACTA IN303120

Construction

Annex 3



Multi-axis concealed hinges INVISACTA IN310190

Construction

Annex 4